

The Bill Pay Economy™

State by State Bill Pay Market 2025
doxoINSIGHTS Report



A state by state look at the \$4.55 trillion U.S. consumer bill pay market, with a specific emphasis on the \$3.45 trillion spent across the 13 most common household bill pay categories.

www.doxo.com/w/insights/

About doxoINSIGHTS

doxoINSIGHTS leverages doxo's unique, aggregate, anonymized bill pay data comprised of actual bill payment activity to confirmed household service providers across the country.

10M+

Statistically significant, with over 10 million paying consumers.

97%

Geographically diverse, capturing payment activity in 97% of U.S. zip codes

120,000

Covering 45 different biller service categories, with more than 120,000 unique billers

All income brackets

Economically representative, with participation from all income brackets.

All payment funding sources

Capturing all payment funding sources, including bank accounts, credit cards, and debit cards.

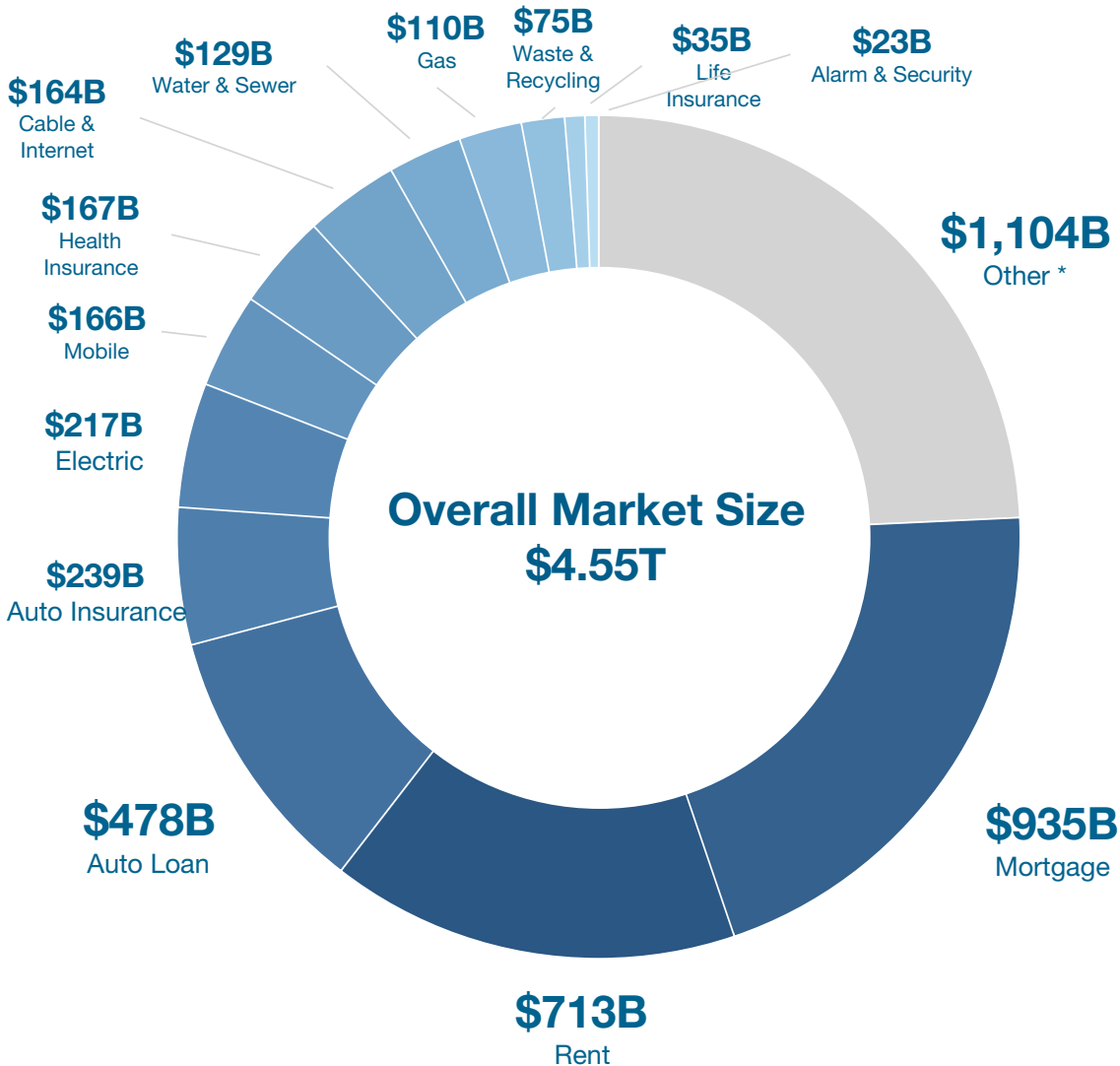
doxoINSIGHTS provides a comprehensive look into the Bill Pay Economy™, with a deep dive into category size and median spend at the national, state, and regional level. doxoINSIGHTS aims to bring transparency to the U.S. bill pay market by bringing together the broadest available data set for analyzing actual household payment activity, and providing the foundation for bottoms-up market sizing for the thirteen most common household bills. For more information about doxoINSIGHTS visit www.doxo.com/insights.

The findings in the 2025 U.S. Household Bill Pay Report include breakouts by service category, household market penetration for each type of service, and median household spend per month by state.

Data is sourced from doxoINSIGHTS and reflects a 12-month overview of actual consumer payment data as of March 2025. For the most up-to-date analysis, please visit www.doxo.com/w/explore and search by state, county, or city.

Overall Bill Pay Market Size (in billions)

While the total market size for U.S. household bills is \$4.55 trillion per year, this report focuses on the thirteen most common household bills, which amount to \$3.45 trillion. These include Mortgage; Rent; Auto Loan; Gas; Electric, Water & Sewer, Waste & Recycling; Auto Insurance; Cable & Internet & Phone; Health Insurance; Mobile Phone; Alarm & Security; and Life Insurance.



U.S. Households spend **\$3.45** trillion annually on the thirteen most common household bills.

*Other includes taxes and non-recurring fees like health care lab expenses, and toll roads.

TO NOTE: Category specific data is sourced from actual bill payment activity via doxo's platform, with the exception of Rent and Mortgage, which is sourced from the U.S. Census Bureau.

U.S. Households spend **\$3.45T** annually on the 13 essential household bills

Annual U.S. Bill Cost in Top
13 Categories

\$3.45T

Portion of U.S. Household
Spending








































26%*

Median Annual Cost Per
U.S. Household

\$24,695

* Bureau of Economic Analysis, 2024 Personal Consumption Expenditures = \$17.7 trillion.

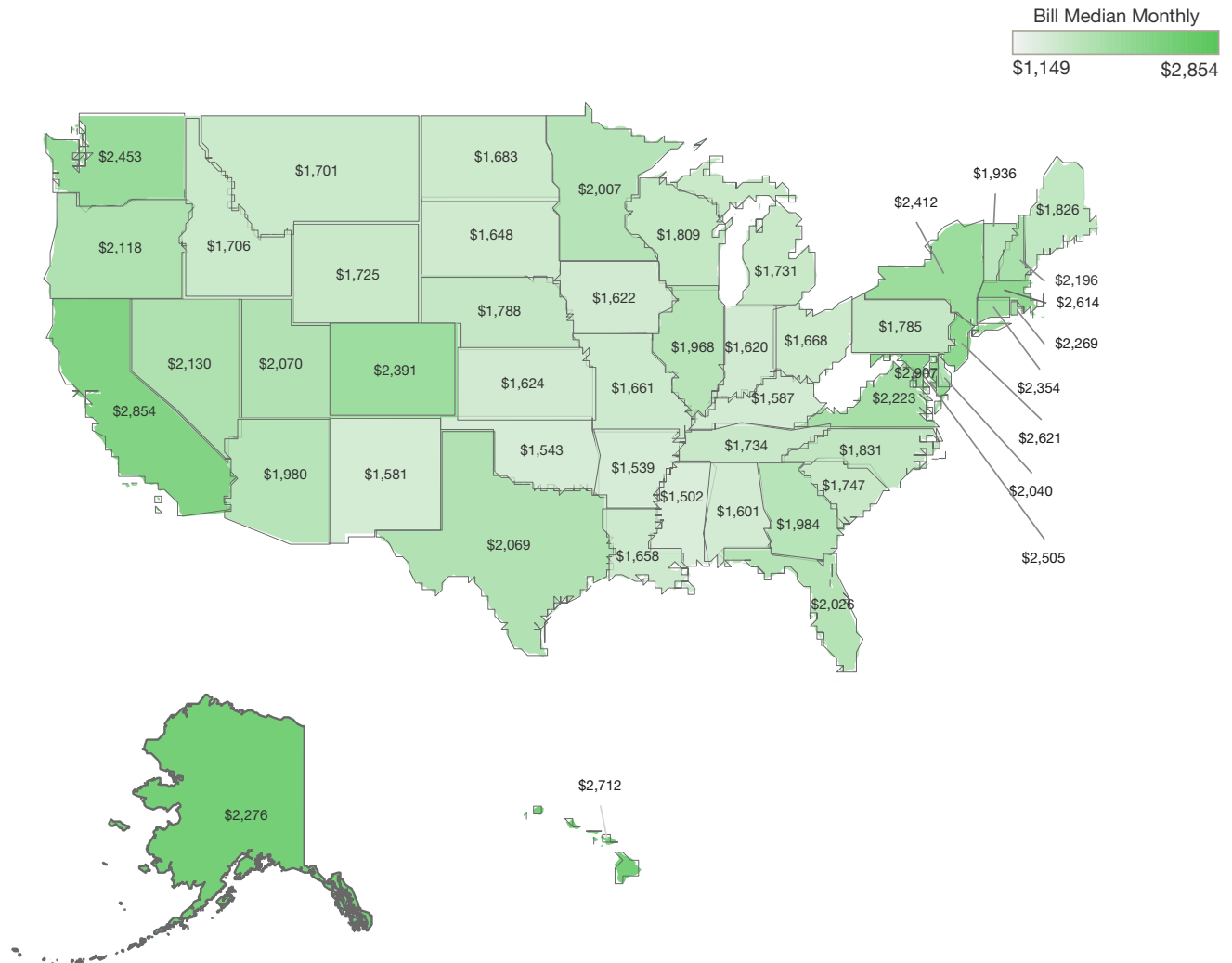
The typical U.S. household spends **\$24,695** annually on the 13 essential household bills

Bill Category		Median Monthly Bill	% of Households with Bill	Median Annual Cost
Mortgage		 \$1,775	 40%	\$21,300
Rent		 \$1,453	 33%	\$17,436
Auto Loan		 \$470	 61%	\$5,640
Cable & Internet		 \$121	 73%	\$1,452
Electric		 \$120	 90%	\$1,440
Auto Insurance		 \$105	 80%	\$1,260
Mobile Phone		 \$96	 88%	\$1,152
Water & Sewer		 \$86	 72%	\$1,032
Alarm & Security		 \$74	 13%	\$888
Health Insurance		 \$72	 66%	\$864
Gas		 \$71	 65%	\$852
Waste & Recycling		 \$70	 53%	\$840
Life Insurance		 \$60	 21%	\$720

Bill Pay State Breakdown

Monthly Median Cost of the 13 Most Common Household Bills by State

Californians spend a median of \$2,854 each month on the thirteen most common household bills, which is 39% higher than the national median. In contrast, residents of West Virginia spend a median of \$1,149 each month, 44% below the national median. The following illustrations show the most expensive and least expensive states for household bills.



States Ranked by Monthly Bill Pay Amount


This is a comprehensive state-by-state analysis that examines several key factors related to household expenses: median monthly amount spent on the thirteen most common household bills, Cost of Bills Index (COBI), the percentage of household income that these bills represent, and a comparison of each state's spending to the national median. The analysis considers median monthly payments for the following common household bills: Mortgage, Rent, Auto Loan, Gas, Electricity, Water and Sewer, Waste and Recycling, Auto Insurance, Cable, Internet and Phone, Health Insurance, Mobile Phone, Alarm and Security, and Life Insurance.

	State	Median Spent/Month	Cost of Bills Index (COBI)	% HH Income	% +/- than National Median
1	CA	\$2,854	139	33%	▲ 39%
2	HI	\$2,712	132	33%	▲ 32%
3	NJ	\$2,621	127	29%	▲ 27%
4	MA	\$2,614	127	29%	▲ 27%
5	MD	\$2,505	122	28%	▲ 22%
6	WA	\$2,453	119	29%	▲ 19%
7	NY	\$2,412	117	31%	▲ 17%
8	CO	\$2,391	116	30%	▲ 16%
9	CT	\$2,354	114	28%	▲ 14%
10	AK	\$2,276	111	30%	▲ 11%
11	RI	\$2,269	110	31%	▲ 10%
12	VA	\$2,223	108	27%	▲ 8%
13	NH	\$2,196	107	27%	▲ 7%
14	NV	\$2,130	103	32%	▲ 3%
15	OR	\$2,118	103	30%	▲ 3%
16	UT	\$2,070	101	26%	▲ 1%
17	TX	\$2,069	101	30%	▲ 1%
18	DE	\$2,040	99	28%	▼ 1%
19	FL	\$2,026	98	32%	▼ 2%
20	MN	\$2,007	98	26%	▼ 2%
21	GA	\$1,984	96	30%	▼ 4%
22	AZ	\$1,980	96	29%	▼ 4%
23	IL	\$1,968	96	27%	▼ 4%
24	VT	\$1,936	94	29%	▼ 6%
25	NC	\$1,831	89	30%	▼ 11%



www.doxo.com/w/insights/






	State	Median Spent/Month	Cost of Bills Index (COBI)	% HH Income	% +/- than National Median
26	ME	\$1,826	89	29%	▼ 11%
27	WI	\$1,809	88	28%	▼ 12%
28	NE	\$1,788	87	27%	▼ 13%
29	PA	\$1,785	87	26%	▼ 13%
30	SC	\$1,747	85	30%	▼ 15%
31	TN	\$1,734	84	29%	▼ 16%
32	MI	\$1,731	84	28%	▼ 16%
33	WY	\$1,725	84	27%	▼ 16%
34	ID	\$1,706	83	27%	▼ 17%
35	MT	\$1,701	83	29%	▼ 17%
36	ND	\$1,683	82	26%	▼ 18%
37	OH	\$1,668	81	27%	▼ 19%
38	MO	\$1,661	81	27%	▼ 19%
39	LA	\$1,658	81	32%	▼ 19%
40	SD	\$1,648	80	27%	▼ 20%
41	KS	\$1,624	79	25%	▼ 21%
42	IA	\$1,622	79	26%	▼ 21%
43	IN	\$1,620	79	27%	▼ 21%
44	AL	\$1,601	78	29%	▼ 22%
45	KY	\$1,587	77	29%	▼ 23%
46	NM	\$1,581	77	29%	▼ 23%
47	OK	\$1,543	75	28%	▼ 25%
48	AR	\$1,539	75	30%	▼ 25%
49	MS	\$1,502	73	32%	▼ 27%
50	WV	\$1,149	56	23%	▼ 44%








www.doxo.com/w/insights/

The Most Expensive States for Household Bills

Top 10 Most Expensive






	State	Cost of Bills Index (COBI)	Median Monthly Spend	% HH Income	% +/- than National Median
1	 CA	139	\$2,854	33%	▲ 39%
2	 HI	132	\$2,712	33%	▲ 32%
3	 NJ	127	\$2,621	29%	▲ 27%
4	 MA	127	\$2,614	29%	▲ 27%
5	 MD	122	\$2,505	28%	▲ 22%

Top 10 Most Expensive






	State	Cost of Bills Index (COBI)	Median Monthly Spend	% HH Income	% +/- than National Median
6	 WA	119	\$2,453	29%	▲ 19%
7	 NY	117	\$2,412	31%	▲ 17%
8	 CO	116	\$2,391	30%	▲ 16%
9	 CT	114	\$2,354	28%	▲ 14%
10	 AK	111	\$2,276	30%	▲ 11%

The Least Expensive States for Household Bills

10 Least Expensive

State	Cost of Bills Index (COBI)	Median Monthly Spend	% HH Income	% +/- than National Median
41  KS	79	\$1,624	25%	▼ 21%
42  IA	79	\$1,622	26%	▼ 21%
43  IN	79	\$1,620	27%	▼ 21%
44  AL	78	\$1,601	29%	▼ 22%
45  KY	77	\$1,587	29%	▼ 23%

10 Least Expensive

State	Cost of Bills Index (COBI)	Median Monthly Spend	% HH Income	% +/- than National Median
46  NM	77	\$1,581	29%	▼ 23%
47  OK	75	\$1,543	28%	▼ 25%
48  AR	75	\$1,539	30%	▼ 25%
49  MS	73	\$1,502	32%	▼ 27%
50  WV	56	\$1,149	23%	▼ 44%





View doxoINSIGHTS for CA

Median Monthly Bills

National Rank **1** out of **50**.








































Median bill costs: **\$2,854 per month**
Cost of Bills Index (COBI): **139**
33% of Household Income
39% Above National Median

CA Median Monthly Bill  **\$2,854**
US Median Monthly Bill  **\$2,058**

Median Monthly Bills for Cities in California

1	Olema	\$4,719
2	Marina Del Rey	\$4,262
3	Sunset Beach	\$4,221
4	Brookdale	\$4,211
5	Playa Vista	\$4,153
6	Lagunitas	\$4,106
7	Larkspur	\$4,098
8	Dublin	\$4,093
9	San Ramon	\$4,088
10	Ladera Ranch	\$4,087
11	Travis Afb	\$4,031
12	Mount Hamilton	\$4,015
13	Danville	\$3,970
14	Topanga	\$3,968
15	Bass Lake	\$3,948
16	Woodacre	\$3,946
17	Stevenson Ranch	\$3,940
18	Spreckels	\$3,929
19	Pleasanton	\$3,928
20	San Mateo	\$3,906
21	Mountain View	\$3,905
22	San Quentin	\$3,904
23	Mill Valley	\$3,894
24	Agoura Hills	\$3,890
25	Trabuco Canyon	\$3,889

Bill Category	Median Monthly Bill	% of Households with Bill
Mortgage	\$2,657	38%
Rent	\$2,028	43%
Auto Loan	\$515	61%
Electric	\$125	86%
Water & Sewer	\$106	68%
Auto Insurance	\$122	75%
Cable & Internet	\$116	74%
Mobile Phone	\$97	90%
Gas	\$60	76%
Health Insurance	\$125	68%
Life Insurance	\$70	23%
Alarm & Security	\$100	13%
Waste & Recycling	\$100	59%

Bill Category	Median Monthly Bill	% of Households with Bill
Mortgage 	 \$2,657	 38%
Rent 	 \$2,028	 43%
Auto Loan 	 \$515	 61%
Electric 	 \$125	 86%
Water & Sewer 	 \$106	 68%
Auto Insurance 	 \$122	 75%
Cable & Internet 	 \$116	 74%
Mobile Phone 	 \$97	 90%
Gas 	 \$60	 76%
Health Insurance 	 \$125	 68%
Life Insurance 	 \$70	 23%
Alarm & Security 	 \$100	 13%
Waste & Recycling 	 \$100	 59%

www.doxo.com/w/insights/





View doxoINSIGHTS for HI

Median Monthly Bills

National Rank **2** out of **50**.








































Median bill costs: **\$2,712 per month**
Cost of Bills Index (COBI): **132**
33% of Household Income
32% Above National Median

HI Median Monthly Bill  **\$2,712**
US Median Monthly Bill  **\$2,058**

Median Monthly Bills for Cities in Hawaii

1	Kaaawa	\$3,799
2	Kailua	\$3,710
3	Ewa Beach	\$3,625
4	Wahiawa	\$3,438
5	Laie	\$3,405
6	Kapolei	\$3,332
7	Kunia	\$3,287
8	Lahaina	\$3,108
9	Kaneohe	\$3,103
10	Hauula	\$3,079
11	Mililani	\$3,069
12	Waipahu	\$3,009
13	Camp H M Smith	\$2,984
14	Fort Shafter	\$2,984
15	Jbphh	\$2,984
16	Mcbh Kaneohe Bay	\$2,984
17	Schofield Barracks	\$2,984
18	Tripler Army Medical Center	\$2,984
19	Wheeler Army Airfield	\$2,984
20	Kihei	\$2,909
21	Pearl City	\$2,893
22	Kealia	\$2,842
23	Haleiwa	\$2,831
24	Haiku	\$2,829
25	Kalaheo	\$2,817

Bill Category	Median Monthly Bill	% of Households with Bill
---------------	---------------------	---------------------------

Mortgage 	 \$2,494	 40%
Rent 	 \$2,068	 35%
Auto Loan 	 \$520	 63%
Electric 	 \$197	 86%
Water & Sewer 	 \$136	 68%
Auto Insurance 	 \$118	 80%
Cable & Internet 	 \$115	 74%
Mobile Phone 	 \$108	 89%
Gas 	 \$80	 46%
Health Insurance 	 \$77	 70%
Life Insurance 	 \$75	 23%
Alarm & Security 	 \$74	 10%
Waste & Recycling 	 \$34	 45%

www.doxo.com/w/insights/





View doxoINSIGHTS for NJ

Median Monthly Bills

National Rank **3** out of **50**.




















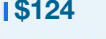



















Median bill costs: **\$2,621 per month**
Cost of Bills Index (COBI): **127**
29% of Household Income
27% Above National Median

NJ Median Monthly Bill  **\$2,621**
US Median Monthly Bill  **\$2,058**

Median Monthly Bills for Cities in New Jersey

1	Mount Freedom	\$4,119
2	Glen Ridge	\$3,940
3	Belle Mead	\$3,856
4	Mendham	\$3,820
5	Hoboken	\$3,732
6	Essex Fells	\$3,731
7	Pottersville	\$3,721
8	Martinsville	\$3,709
9	Fair Haven	\$3,668
10	Little Silver	\$3,652
11	Short Hills	\$3,646
12	Livingston	\$3,635
13	Roseland	\$3,626
14	South Orange	\$3,612
15	Chatham	\$3,596
16	Chester	\$3,595
17	Princeton Junction	\$3,582
18	Maplewood	\$3,579
19	Fanwood	\$3,537
20	Mountain Lakes	\$3,515
21	Neshanic Station	\$3,513
22	Brookside	\$3,510
23	Westfield	\$3,487
24	Tenafly	\$3,470
25	Summit	\$3,466

Bill Category	Median Monthly Bill	% of Households with Bill
Mortgage	\$2,533	41%
Rent	\$1,703	35%
Auto Loan	\$500	66%
Electric	\$124	89%
Water & Sewer	\$100	65%
Auto Insurance	\$150	82%
Cable & Internet	\$124	63%
Mobile Phone	\$103	88%
Gas	\$100	78%
Health Insurance	\$54	70%
Life Insurance	\$68	23%
Alarm & Security	\$69	17%
Waste & Recycling	\$111	39%

Bill Category	Median Monthly Bill	% of Households with Bill
Mortgage 	 \$2,533	 41%
Rent 	 \$1,703	 35%
Auto Loan 	 \$500	 66%
Electric 	 \$124	 89%
Water & Sewer 	 \$100	 65%
Auto Insurance 	 \$150	 82%
Cable & Internet 	 \$124	 63%
Mobile Phone 	 \$103	 88%
Gas 	 \$100	 78%
Health Insurance 	 \$54	 70%
Life Insurance 	 \$68	 23%
Alarm & Security 	 \$69	 17%
Waste & Recycling 	 \$111	 39%

www.doxo.com/w/insights/



View doxoINSIGHTS for MA



Median Monthly Bills for Cities in Massachusetts








































1	Hanscom Afb	\$4,148
2	Hopkinton	\$3,589
3	Sherborn	\$3,587
4	Nantucket	\$3,577
5	Newton Lower Falls	\$3,541
6	Prides Crossing	\$3,530
7	Somerville	\$3,519
8	Wellesley Hills	\$3,513
9	Newtonville	\$3,500
10	Norwell	\$3,472
11	Winchester	\$3,467
12	Chestnut Hill	\$3,458
13	Sudbury	\$3,439
14	Needham	\$3,435
15	Newton Highlands	\$3,420
16	Auburndale	\$3,411
17	Brookline	\$3,405
18	Cambridge	\$3,404
19	Dover	\$3,401
20	Needham Heights	\$3,389
21	Belmont	\$3,388
22	Medfield	\$3,371
23	Stow	\$3,367
24	Lexington	\$3,365
25	Norfolk	\$3,360

Median Monthly Bills

National Rank 4 out of 50.

Median bill costs: **\$2,614 per month**
Cost of Bills Index (COBI): **127**
29% of Household Income
27% Above National Median

MA Median Monthly Bill  **\$2,614**
US Median Monthly Bill  **\$2,058**

Bill Category	Median Monthly Bill	% of Households with Bill
Mortgage 	 \$2,386	 42%
Rent 	 \$1,783	 36%
Auto Loan 	 \$473	 63%
Electric 	 \$136	 87%
Water & Sewer 	 \$100	 56%
Auto Insurance 	 \$167	 80%
Cable & Internet 	 \$100	 67%
Mobile Phone 	 \$100	 87%
Gas 	 \$117	 68%
Health Insurance 	 \$76	 77%
Life Insurance 	 \$75	 18%
Alarm & Security 	 \$70	 14%
Waste & Recycling 	 \$127	 38%

www.doxo.com/w/insights/





View doxoINSIGHTS for MD

Median Monthly Bills

National Rank **5** out of **50**.








































Median bill costs: **\$2,505 per month**
Cost of Bills Index (COBI): **122**
28% of Household Income
22% Above National Median

MD Median Monthly Bill  **\$2,505**
US Median Monthly Bill  **\$2,058**

Median Monthly Bills for Cities in Maryland

1	Gibson Island	\$4,194
2	Brinklow	\$4,006
3	Cooksville	\$3,995
4	Fulton	\$3,939
5	Glenelg	\$3,819
6	West Friendship	\$3,810
7	Clarksville	\$3,763
8	Highland	\$3,730
9	Gunpowder	\$3,700
10	Cabin John	\$3,611
11	Andrews Air Force Base	\$3,608
12	Garrett Park	\$3,549
13	Glenwood	\$3,514
14	Potomac	\$3,505
15	Bethesda	\$3,490
16	Glen Echo	\$3,459
17	Ashton	\$3,447
18	Boyd's	\$3,431
19	Davidsonville	\$3,416
20	Harmans	\$3,406
21	Chevy Chase	\$3,378
22	Clarksburg	\$3,376
23	Dayton	\$3,358
24	Fort George G Meade	\$3,337
25	Fork	\$3,322

Bill Category	Median Monthly Bill	% of Households with Bill
---------------	---------------------	---------------------------

Mortgage 	 \$1,952	 48%
Rent 	 \$1,668	 31%
Auto Loan 	 \$500	 64%
Electric 	 \$150	 89%
Water & Sewer 	 \$189	 65%
Auto Insurance 	 \$150	 83%
Cable & Internet 	 \$125	 59%
Mobile Phone 	 \$101	 87%
Gas 	 \$80	 66%
Health Insurance 	 \$58	 70%
Life Insurance 	 \$68	 22%
Alarm & Security 	 \$70	 18%
Waste & Recycling 	 \$127	 42%

www.doxo.com/w/insights/



View doxoINSIGHTS for WA

Median Monthly Bills for Cities in Washington

1	Sammamish	\$3,815
2	Hobart	\$3,797
3	Preston	\$3,797
4	Snoqualmie	\$3,754
5	Redmond	\$3,435
6	Woodinville	\$3,405
7	Issaquah	\$3,353
8	Bellevue	\$3,324
9	Kirkland	\$3,271
10	Mercer Island	\$3,270
11	North Bend	\$3,240
12	Bothell	\$3,230
13	Medina	\$3,207
14	Maple Valley	\$3,159
15	Duvall	\$3,158
16	Fall City	\$3,087
17	Elbe	\$3,082
18	Easton	\$3,072
19	Bainbridge Island	\$3,065
20	Carnation	\$3,062
21	Black Diamond	\$3,023
22	Burton	\$3,018
23	Seahurst	\$3,018
24	Kenmore	\$3,017
25	Snohomish	\$2,963

Median Monthly Bills


National Rank **6** out of **50**.


Median bill costs: **\$2,453 per month**








































Cost of Bills Index (COBI): **119**

29% of Household Income

19% Above National Median

WA Median Monthly Bill  **\$2,453**

US Median Monthly Bill  **\$2,058**

Bill Category		Median Monthly Bill		% of Households with Bill
Mortgage		 \$2,084		43%
Rent		 \$1,704		35%
Auto Loan		 \$490		52%
Electric		 \$120		92%
Water & Sewer		 \$162		71%
Auto Insurance		 \$125		79%
Cable & Internet		 \$135		64%
Mobile Phone		 \$110		87%
Gas		 \$99		51%
Health Insurance		 \$100		65%
Life Insurance		 \$80		22%
Alarm & Security		 \$79		14%
Waste & Recycling		 \$86		75%

www.doxo.com/w/insights/



View doxoINSIGHTS for NY



Median Monthly Bills for Cities in New York






























1	Bethel	\$4,455
2	West Point	\$4,294
3	Brightwaters	\$3,832
4	Ardsley	\$3,806
5	Jamesport	\$3,770
6	Long Island City	\$3,767
7	Point Lookout	\$3,747
8	Millwood	\$3,735
9	Bellmore	\$3,667
10	Orangeburg	\$3,619
11	Sea Cliff	\$3,617
12	South Salem	\$3,600
13	Port Washington	\$3,568
14	Rye	\$3,566
15	Baldwin	\$3,557
16	Pelham	\$3,542
17	Williston Park	\$3,537
18	Valley Stream	\$3,535
19	Garden City	\$3,528
20	Blue Point	\$3,523
21	Hewlett	\$3,505
22	Locust Valley	\$3,499
23	Congers	\$3,498
24	Briarcliff Manor	\$3,494
25	New City	\$3,490

Median Monthly Bills

National Rank **7** out of **50**.

Median bill costs: **\$2,412 per month**
Cost of Bills Index (COBI): **117**
31% of Household Income
17% Above National Median

NY Median Monthly Bill  **\$2,412**
US Median Monthly Bill  **\$2,058**

Bill Category	Median Monthly Bill	% of Households with Bill
Mortgage 	 \$2,315	 32%
Rent 	 \$1,712	 44%
Auto Loan 	 \$479	 66%
Electric 	\$120	 86%
Water & Sewer 	\$101	 59%
Auto Insurance 	\$117	 77%
Cable & Internet 	\$121	 67%
Mobile Phone 	\$100	 87%
Gas 	\$92	 71%
Health Insurance 	\$69	 68%
Life Insurance 	\$70	 24%
Alarm & Security 	\$100	 10%
Waste & Recycling 	\$95	 43%

www.doxo.com/w/insights/



Colorado

View doxoINSIGHTS for CO

Median Monthly Bills

National Rank **8** out of **50**.








































Median bill costs: **\$2,391 per month**
Cost of Bills Index (COBI): **116**
30% of Household Income
16% Above National Median

CO Median Monthly Bill  **\$2,391**
US Median Monthly Bill  **\$2,058**

Median Monthly Bills for Cities in Colorado

1	Wolcott	\$4,506
2	Somerset	\$3,471
3	Erie	\$3,322
4	Eldorado Springs	\$3,314
5	Mc Coy	\$3,272
6	Gill	\$3,174
7	Louisville	\$3,174
8	Cimarron	\$3,173
9	Castle Rock	\$3,071
10	Timnath	\$3,069
11	Toponas	\$3,067
12	Usaf Academy	\$3,052
13	Carr	\$3,042
14	Parker	\$3,037
15	Larkspur	\$3,032
16	Boulder	\$2,961
17	Rollinsville	\$2,933
18	Hygiene	\$2,918
19	Niwot	\$2,918
20	Pinecliffe	\$2,918
21	Lone Tree	\$2,897
22	Watkins	\$2,895
23	Avon	\$2,893
24	Conifer	\$2,885
25	Kittredge	\$2,873

Bill Category	Median Monthly Bill	% of Households with Bill
---------------	---------------------	---------------------------

Mortgage 	 \$2,020	 46%
Rent 	 \$1,683	 33%
Auto Loan 	 \$477	 58%
Electric 	 \$104	 87%
Water & Sewer 	 \$71	 71%
Auto Insurance 	 \$109	 82%
Cable & Internet 	 \$141	 70%
Mobile Phone 	 \$99	 89%
Gas 	 \$85	 68%
Health Insurance 	 \$139	 63%
Life Insurance 	 \$60	 20%
Alarm & Security 	 \$70	 13%
Waste & Recycling 	 \$89	 55%

www.doxo.com/w/insights/



View doxoINSIGHTS for CT


Median Monthly Bills for Cities in Connecticut








































1	Hadlyme	\$4,059
2	Weston	\$3,664
3	Old Greenwich	\$3,553
4	Darien	\$3,551
5	New Canaan	\$3,549
6	Cos Cob	\$3,502
7	Riverside	\$3,458
8	Southport	\$3,426
9	Wilton	\$3,401
10	Redding	\$3,366
11	Ridgefield	\$3,340
12	Easton	\$3,294
13	Westport	\$3,260
14	Greenwich	\$3,239
15	Fairfield	\$3,158
16	Stamford	\$3,116
17	Monroe	\$3,052
18	Newtown	\$3,041
19	Norwalk	\$3,040
20	Trumbull	\$3,026
21	Botsford	\$2,994
22	Georgetown	\$2,994
23	Greens Farms	\$2,994
24	Hawleyville	\$2,994
25	Redding Center	\$2,994

Median Monthly Bills

National Rank **9** out of **50**.

Median bill costs: **\$2,354 per month**
Cost of Bills Index (COBI): **114**
28% of Household Income
14% Above National Median

CT Median Monthly Bill  **\$2,354**
US Median Monthly Bill  **\$2,058**

Bill Category		Median Monthly Bill		% of Households with Bill
Mortgage		 \$2,138		43%
Rent		 \$1,514		33%
Auto Loan		 \$455		61%
Electric		 \$129		88%
Water & Sewer		 \$134		62%
Auto Insurance		 \$148		77%
Cable & Internet		 \$131		78%
Mobile Phone		 \$75		88%
Gas		 \$100		62%
Health Insurance		 \$65		67%
Life Insurance		 \$70		24%
Alarm & Security		 \$83		16%
Waste & Recycling		 \$124		39%

www.doxo.com/w/insights/




View doxoINSIGHTS for AK

Median Monthly Bills








































National Rank **10** out of **50**.

Median bill costs: **\$2,276 per month**
Cost of Bills Index (COBI): **111**
30% of Household Income
11% Above National Median

AK Median Monthly Bill  **\$2,276**
US Median Monthly Bill  **\$2,058**

Median Monthly Bills for Cities in Alaska

1	Fort Wainwright	\$3,209
2	Girdwood	\$3,198
3	Jber	\$3,175
4	Nikolski	\$3,101
5	Eielson Afb	\$3,099
6	Eagle River	\$2,729
7	Chugiak	\$2,631
8	Wasilla	\$2,630
9	Hyder	\$2,553
10	Palmer	\$2,545
11	Anchorage	\$2,517
12	Unalaska	\$2,483
13	Douglas	\$2,438
14	North Pole	\$2,425
15	Nome	\$2,393
16	Two Rivers	\$2,386
17	Bethel	\$2,383
18	Auke Bay	\$2,374
19	Fairbanks	\$2,373
20	Juneau	\$2,364
21	Kodiak	\$2,349
22	Sitka	\$2,306
23	Houston	\$2,267
24	Ketchikan	\$2,239
25	Ward Cove	\$2,239

Bill Category	Median Monthly Bill	% of Households with Bill
Mortgage 	 \$1,834	 40%
Rent 	 \$1,412	 31%
Auto Loan 	 \$460	 69%
Electric 	 \$121	 91%
Water & Sewer 	 \$118	 65%
Auto Insurance 	 \$136	 80%
Cable & Internet 	 \$143	 71%
Mobile Phone 	 \$125	 85%
Gas 	 \$136	 59%
Health Insurance 	 \$235	 63%
Life Insurance 	 \$56	 24%
Alarm & Security 	 \$74	 13%
Waste & Recycling 	 \$70	 54%

www.doxo.com/w/insights/

Rhode Island

[View doxoINSIGHTS for RI](#)

Median Monthly Bills


National Rank **11** out of **50**.


Median bill costs: **\$2,269 per month**

Cost of Bills Index (COBI): **110**

31% of Household Income

10% Above National Median








































RI Median Monthly Bill  **\$2,269**

US Median Monthly Bill  **\$2,058**

Median Monthly Bills for Cities in Rhode Island

1	East Greenwich	\$2,965
2	Barrington	\$2,922
3	Harmony	\$2,851
4	Jamestown	\$2,797
5	Middletown	\$2,703
6	West Greenwich	\$2,682
7	Rockville	\$2,674
8	Forestdale	\$2,670
9	Clayville	\$2,667
10	Hope	\$2,615
11	Prudence Island	\$2,613
12	Saunderstown	\$2,571
13	Greene	\$2,569
14	Newport	\$2,552
15	Foster	\$2,535
16	Portsmouth	\$2,510
17	Adamsville	\$2,464
18	North Smithfield	\$2,448
19	Cranston	\$2,447
20	Cumberland	\$2,443
21	West Kingston	\$2,430
22	Harrisville	\$2,412
23	Narragansett	\$2,406
24	Providence	\$2,394
25	Wyoming	\$2,391

Bill Category	Median Monthly Bill	% of Households with Bill
---------------	---------------------	---------------------------

Mortgage 	 \$1,884	 42%
Rent 	 \$1,301	 35%
Auto Loan 	 \$430	 64%
Electric 	 \$184	 90%
Water & Sewer 	 \$76	 70%
Auto Insurance 	 \$135	 79%
Cable & Internet 	 \$150	 61%
Mobile Phone 	 \$89	 87%
Gas 	 \$107	 69%
Health Insurance 	 \$170	 66%
Life Insurance 	 \$78	 24%
Alarm & Security 	 \$74	 12%
Waste & Recycling 	 \$71	 46%

www.doxo.com/w/insights/





View doxoINSIGHTS for VA

Median Monthly Bills

National Rank **12** out of **50**.








































Median bill costs: **\$2,223 per month**
Cost of Bills Index (COBI): **108**
27% of Household Income
8% Above National Median

VA Median Monthly Bill  **\$2,223**
US Median Monthly Bill  **\$2,058**

Median Monthly Bills for Cities in Virginia

1	Fort Belvoir	\$4,060
2	Aldie	\$3,752
3	Waterford	\$3,697
4	Fairfax Station	\$3,657
5	Oakton	\$3,573
6	Purcellville	\$3,550
7	Paeonian Springs	\$3,530
8	Vienna	\$3,500
9	Clifton	\$3,478
10	Dunn Loring	\$3,472
11	Ashburn	\$3,468
12	Round Hill	\$3,452
13	Mc Lean	\$3,451
14	Great Falls	\$3,441
15	Hamilton	\$3,428
16	Dulles	\$3,342
17	Lincoln	\$3,342
18	Philomont	\$3,342
19	Leesburg	\$3,332
20	Fort Myer	\$3,323
21	Middleburg	\$3,297
22	Sterling	\$3,270
23	Bristow	\$3,260
24	Chantilly	\$3,248
25	Herndon	\$3,230

Bill Category	Median Monthly Bill	% of Households with Bill
Mortgage	\$1,901	45%
Rent	\$1,564	31%
Auto Loan	\$450	62%
Electric	\$140	92%
Water & Sewer	\$90	71%
Auto Insurance	\$128	82%
Cable & Internet	\$134	61%
Mobile Phone	\$93	86%
Gas	\$75	59%
Health Insurance	\$58	68%
Life Insurance	\$49	21%
Alarm & Security	\$72	14%
Waste & Recycling	\$66	50%

Bill Category	Median Monthly Bill	% of Households with Bill
Mortgage 	 \$1,901	 45%
Rent 	 \$1,564	 31%
Auto Loan 	 \$450	 62%
Electric 	 \$140	 92%
Water & Sewer 	 \$90	 71%
Auto Insurance 	 \$128	 82%
Cable & Internet 	 \$134	 61%
Mobile Phone 	 \$93	 86%
Gas 	 \$75	 59%
Health Insurance 	 \$58	 68%
Life Insurance 	 \$49	 21%
Alarm & Security 	 \$72	 14%
Waste & Recycling 	 \$66	 50%

www.doxo.com/w/insights/

New Hampshire

View doxoINSIGHTS for NH



Median Monthly Bills for Cities in New Hampshire








































1	Windham	\$3,223
2	Meriden	\$3,221
3	Hampton Falls	\$3,154
4	Chester	\$2,856
5	Auburn	\$2,841
6	Mont Vernon	\$2,839
7	Newfields	\$2,790
8	Stratham	\$2,756
9	Bedford	\$2,752
10	Hanover	\$2,740
11	Hollis	\$2,733
12	Litchfield	\$2,730
13	Greenland	\$2,728
14	Durham	\$2,716
15	New Castle	\$2,713
16	Portsmouth	\$2,698
17	New Boston	\$2,675
18	Brookline	\$2,647
19	Bow	\$2,647
20	Sandown	\$2,640
21	Dunbarton	\$2,632
22	Rye Beach	\$2,629
23	Etna	\$2,616
24	East Kingston	\$2,614
25	Newton	\$2,611

Median Monthly Bills

National Rank **13** out of **50**.

Median bill costs: **\$2,196 per month**
Cost of Bills Index (COBI): **107**
27% of Household Income
7% **Above** National Median

NH Median Monthly Bill  **\$2,196**
US Median Monthly Bill  **\$2,058**

Bill Category	Median Monthly Bill	% of Households with Bill
Mortgage 	 \$2,024	 46%
Rent 	 \$1,445	 26%
Auto Loan 	 \$450	 63%
Electric 	 \$125	 88%
Water & Sewer 	 \$120	 59%
Auto Insurance 	 \$139	 80%
Cable & Internet 	 \$109	 76%
Mobile Phone 	 \$88	 87%
Gas 	 \$86	 52%
Health Insurance 	 \$75	 63%
Life Insurance 	 \$55	 20%
Alarm & Security 	 \$74	 13%
Waste & Recycling 	 \$92	 42%

www.doxo.com/w/insights/



View doxoINSIGHTS for NV



Median Monthly Bills for Cities in Nevada








































1	Incline Village	\$2,963
2	Verdi	\$2,708
3	Sparks	\$2,600
4	Fernley	\$2,475
5	Virginia City	\$2,462
6	Zephyr Cove	\$2,423
7	Empire	\$2,403
8	Genoa	\$2,403
9	Reno	\$2,401
10	Washoe Valley	\$2,394
11	Nellis Afb	\$2,382
12	Dayton	\$2,245
13	Sloan	\$2,245
14	Stateline	\$2,231
15	Golconda	\$2,195
16	Henderson	\$2,188
17	North Las Vegas	\$2,160
18	Las Vegas	\$2,157
19	Logandale	\$2,154
20	Silver City	\$2,142
21	Minden	\$2,141
22	Coyote Springs	\$2,133
23	The Lakes	\$2,133
24	Gardnerville	\$2,030
25	Spring Creek	\$2,022

Median Monthly Bills

National Rank **14** out of 50.

Median bill costs: **\$2,130 per month**
Cost of Bills Index (COBI): **103**
32% of Household Income
3% Above National Median

NV Median Monthly Bill  **\$2,130**
US Median Monthly Bill  **\$2,058**

Bill Category		Median Monthly Bill		% of Households with Bill
Mortgage		 \$1,638		39%
Rent		 \$1,497		39%
Auto Loan		 \$559		56%
Electric		 \$115		92%
Water & Sewer		 \$85		73%
Auto Insurance		 \$123		77%
Cable & Internet		 \$124		77%
Mobile Phone		 \$75		89%
Gas		 \$70		83%
Health Insurance		 \$82		52%
Life Insurance		 \$47		17%
Alarm & Security		 \$71		11%
Waste & Recycling		 \$58		68%

www.doxo.com/w/insights/



View doxoINSIGHTS for OR

Median Monthly Bills


National Rank **15** out of 50.


Median bill costs: **\$2,118 per month**

Cost of Bills Index (COBI): **103**

31% of Household Income

3% Above National Median








































OR Median Monthly Bill  **\$2,118**

US Median Monthly Bill  **\$2,058**

Median Monthly Bills for Cities in Oregon

1	Timber	\$3,128
2	Lake Oswego	\$2,962
3	West Linn	\$2,940
4	Drewsey	\$2,877
5	Pleasant Hill	\$2,875
6	Damascus	\$2,675
7	North Plains	\$2,666
8	Sherwood	\$2,655
9	Happy Valley	\$2,634
10	Scotts Mills	\$2,575
11	Crane	\$2,565
12	Wilsonville	\$2,557
13	Shedd	\$2,556
14	Buxton	\$2,547
15	Hillsboro	\$2,537
16	Rhododendron	\$2,508
17	Beaverton	\$2,503
18	Marylhurst	\$2,498
19	Portland	\$2,494
20	Tualatin	\$2,493
21	Fall Creek	\$2,492
22	Banks	\$2,457
23	Gladstone	\$2,451
24	Sandy	\$2,444
25	Mulino	\$2,423

Bill Category	Median Monthly Bill	% of Households with Bill
---------------	---------------------	---------------------------

Mortgage 	 \$1,865	 41%
Rent 	 \$1,456	 35%
Auto Loan 	 \$449	 56%
Electric 	 \$114	 93%
Water & Sewer 	 \$90	 67%
Auto Insurance 	 \$100	 80%
Cable & Internet 	 \$125	 71%
Mobile Phone 	 \$101	 87%
Gas 	 \$75	 58%
Health Insurance 	 \$80	 64%
Life Insurance 	 \$69	 21%
Alarm & Security 	 \$82	 12%
Waste & Recycling 	 \$62	 68%

www.doxo.com/w/insights/



View doxoINSIGHTS for UT



Median Monthly Bills for Cities in Utah








































1	Park City	\$2,886
2	Midway	\$2,756
3	Hill Air Force Base	\$2,675
4	Echo	\$2,603
5	Draper	\$2,577
6	Saratoga Springs	\$2,576
7	Vineyard	\$2,533
8	Mapleton	\$2,507
9	Sterling	\$2,496
10	South Jordan	\$2,471
11	Syracuse	\$2,469
12	Riverton	\$2,457
13	Herriman	\$2,445
14	Farmington	\$2,444
15	Alpine	\$2,426
16	Eagle Mountain	\$2,425
17	Kamas	\$2,424
18	Lehi	\$2,412
19	Kaysville	\$2,393
20	Torrey	\$2,375
21	Stockton	\$2,322
22	Heber City	\$2,321
23	North Salt Lake	\$2,319
24	Lindon	\$2,315
25	Woods Cross	\$2,309

Median Monthly Bills

National Rank **16** out of 50.

Median bill costs: **\$2,070 per month**
Cost of Bills Index (COBI): **101**
26% of Household Income
1% Above National Median

UT Median Monthly Bill  **\$2,070**
US Median Monthly Bill  **\$2,058**

Bill Category		Median Monthly Bill		% of Households with Bill
Mortgage		 \$1,725		49%
Rent		 \$1,414		28%
Auto Loan		 \$484		64%
Electric		 \$94		87%
Water & Sewer		 \$82		66%
Auto Insurance		 \$113		77%
Cable & Internet		 \$117		61%
Mobile Phone		 \$94		86%
Gas		 \$71		86%
Health Insurance		 \$78		47%
Life Insurance		 \$63		16%
Alarm & Security		 \$99		10%
Waste & Recycling		 \$59		45%

www.doxo.com/w/insights/





View doxoINSIGHTS for TX

Median Monthly Bills








































National Rank **17** out of **50**.

Median bill costs: **\$2,069 per month**
Cost of Bills Index (COBI): **101**
30% of Household Income
1% Above National Median

TX Median Monthly Bill  **\$2,069**
US Median Monthly Bill  **\$2,058**

Median Monthly Bills for Cities in Texas

1	Prosper	\$3,640
2	Southlake	\$3,406
3	Colleyville	\$3,302
4	Lazbuddie	\$3,288
5	Fulshear	\$3,248
6	Frisco	\$3,225
7	Celina	\$3,225
8	Jbsa Lackland	\$3,130
9	Bellaire	\$3,091
10	Argyle	\$3,081
11	Jbsa Ft Sam Houston	\$3,035
12	Melissa	\$2,996
13	Manvel	\$2,972
14	Coppell	\$2,936
15	Aledo	\$2,898
16	Roanoke	\$2,890
17	Sunnyvale	\$2,873
18	Haslet	\$2,858
19	Pandora	\$2,844
20	Keller	\$2,836
21	Lavon	\$2,815
22	Flower Mound	\$2,809
23	Little Elm	\$2,808
24	Allen	\$2,796
25	Driftwood	\$2,776

Bill Category	Median Monthly Bill	% of Households with Bill
Mortgage 	 \$1,842	 35%
Rent 	 \$1,367	 36%
Auto Loan 	 \$500	 65%
Electric 	 \$122	 88%
Water & Sewer 	 \$90	 74%
Auto Insurance 	 \$116	 81%
Cable & Internet 	 \$128	 78%
Mobile Phone 	 \$101	 91%
Gas 	 \$60	 60%
Health Insurance 	 \$73	 66%
Life Insurance 	 \$60	 19%
Alarm & Security 	 \$73	 14%
Waste & Recycling 	 \$84	 51%

www.doxo.com/w/insights/



View doxoINSIGHTS for DE



Median Monthly Bills for Cities in Delaware








































1	Rockland	\$3,728
2	Hockessin	\$2,584
3	Townsend	\$2,543
4	Middletown	\$2,443
5	Marydel	\$2,264
6	Bear	\$2,226
7	Smyrna	\$2,208
8	Newark	\$2,189
9	Odessa	\$2,186
10	Magnolia	\$2,163
11	Fenwick Island	\$2,162
12	Clayton	\$2,156
13	Bethany Beach	\$2,144
14	Kirkwood	\$2,134
15	Montchanin	\$2,134
16	Winterthur	\$2,134
17	Ocean View	\$2,079
18	Lewes	\$2,076
19	Wilmington	\$2,051
20	Claymont	\$2,033
21	Viola	\$2,004
22	Dover Afb	\$1,992
23	Little Creek	\$1,992
24	Harbeson	\$1,991
25	Rehoboth Beach	\$1,945

Median Monthly Bills

National Rank **18** out of **50**.

Median bill costs: **\$2,040 per month**
Cost of Bills Index (COBI): **99**
28% of Household Income
1% Below National Median

DE Median Monthly Bill  **\$2,040**
US Median Monthly Bill  **\$2,058**

Bill Category		Median Monthly Bill		% of Households with Bill
Mortgage		 \$1,504		47%
Rent		 \$1,342		26%
Auto Loan		 \$450		62%
Electric		 \$150		90%
Water & Sewer		 \$100		69%
Auto Insurance		 \$156		80%
Cable & Internet		 \$157		70%
Mobile Phone		 \$98		88%
Gas		 \$74		64%
Health Insurance		 \$79		67%
Life Insurance		 \$67		22%
Alarm & Security		 \$73		14%
Waste & Recycling		 \$97		54%

www.doxo.com/w/insights/



View doxoINSIGHTS for FL

Median Monthly Bills for Cities in Florida

1	Crystal Beach	\$3,552
2	Key Biscayne	\$3,160
3	Ponte Vedra	\$3,010
4	Inlet Beach	\$3,000
5	Pembroke Pines	\$2,950
6	Patrick Air Force Base	\$2,843
7	Chokoloskee	\$2,836
8	Key West	\$2,830
9	Hurlburt Field	\$2,824
10	Saint Johns	\$2,818
11	Windermere	\$2,801
12	Islamorada	\$2,793
13	Everglades City	\$2,785
14	Santa Rosa Beach	\$2,739
15	Apopka	\$2,734
16	Odessa	\$2,724
17	Wellington	\$2,719
18	Summerland Key	\$2,682
19	Ponte Vedra Beach	\$2,669
20	Penney Farms	\$2,662
21	Lithia	\$2,661
22	Tavernier	\$2,646
23	Belleair Beach	\$2,634
24	Loxahatchee	\$2,599
25	Boca Raton	\$2,598

Median Monthly Bills


National Rank **19** out of **50**.


Median bill costs: **\$2,026 per month**








































Cost of Bills Index (COBI): **98**

32% of Household Income

2% Below National Median

FL Median Monthly Bill  **\$2,026**

US Median Monthly Bill  **\$2,058**

Bill Category		Median Monthly Bill		% of Households with Bill
Mortgage		 \$1,684		38%
Rent		 \$1,583		31%
Auto Loan		 \$500		66%
Electric		 \$137		90%
Water & Sewer		 \$80		70%
Auto Insurance		 \$138		84%
Cable & Internet		 \$96		77%
Mobile Phone		 \$81		90%
Gas		 \$52		41%
Health Insurance		 \$50		67%
Life Insurance		 \$59		20%
Alarm & Security		 \$84		15%
Waste & Recycling		 \$70		52%

www.doxo.com/w/insights/



View doxoINSIGHTS for MN



Median Monthly Bills for Cities in Minnesota








































1	Long Lake	\$3,367
2	Wayzata	\$2,981
3	Excelsior	\$2,923
4	Victoria	\$2,822
5	Loretto	\$2,762
6	Rogers	\$2,755
7	Hamel	\$2,736
8	Elko New Market	\$2,710
9	Maple Plain	\$2,680
10	Minnnetonka	\$2,584
11	Chanhassen	\$2,574
12	Eden Prairie	\$2,566
13	Afton	\$2,553
14	Lakeville	\$2,552
15	Hanover	\$2,551
16	Shakopee	\$2,540
17	Maple Grove	\$2,527
18	Prior Lake	\$2,516
19	Dayton	\$2,513
20	Saint Bonifacius	\$2,493
21	Waconia	\$2,475
22	Lake Elmo	\$2,449
23	Hopkins	\$2,443
24	Mound	\$2,431
25	Savage	\$2,424

Median Monthly Bills

National Rank **20** out of 50.

Median bill costs: **\$2,007 per month**
Cost of Bills Index (COBI): **98**
26% of Household Income
2% Below National Median

MN Median Monthly Bill  **\$2,007**
US Median Monthly Bill  **\$2,058**

Bill Category		Median Monthly Bill		% of Households with Bill
Mortgage		 \$1,648		47%
Rent		 \$1,263		26%
Auto Loan		 \$468		62%
Electric		 \$91		89%
Water & Sewer		 \$122		56%
Auto Insurance		 \$122		80%
Cable & Internet		 \$115		68%
Mobile Phone		 \$101		88%
Gas		 \$79		70%
Health Insurance		 \$97		70%
Life Insurance		 \$83		19%
Alarm & Security		 \$80		9%
Waste & Recycling		 \$86		59%

www.doxo.com/w/insights/





View doxoINSIGHTS for GA

Median Monthly Bills

National Rank **21** out of 50.








































Median bill costs: **\$1,984 per month**
Cost of Bills Index (COBI): **96**
30% of Household Income
4% Below National Median

GA Median Monthly Bill  **\$1,984**
US Median Monthly Bill  **\$2,058**

Median Monthly Bills for Cities in Georgia

1	Suwanee	\$3,020
2	Alpharetta	\$2,758
3	Roswell	\$2,620
4	Duluth	\$2,539
5	Peachtree City	\$2,524
6	Lawrenceville	\$2,513
7	Peachtree Corners	\$2,490
8	Red Oak	\$2,472
9	Smyrna	\$2,467
10	Dacula	\$2,465
11	Cumming	\$2,464
12	Canton	\$2,456
13	Atlanta	\$2,456
14	Upatoi	\$2,450
15	Fort Stewart	\$2,445
16	Midland	\$2,438
17	Braselton	\$2,437
18	Richmond Hill	\$2,429
19	Fort Moore	\$2,427
20	Grayson	\$2,372
21	Bogart	\$2,368
22	North Metro	\$2,356
23	Buford	\$2,347
24	Fairburn	\$2,328
25	Kennesaw	\$2,324

Bill Category	Median Monthly Bill	% of Households with Bill
---------------	---------------------	---------------------------

Mortgage 	 \$1,505	 42%
Rent 	 \$1,333	 33%
Auto Loan 	 \$500	 63%
Electric 	 \$139	 93%
Water & Sewer 	 \$60	 78%
Auto Insurance 	 \$125	 83%
Cable & Internet 	 \$129	 78%
Mobile Phone 	 \$101	 90%
Gas 	 \$90	 60%
Health Insurance 	 \$30	 63%
Life Insurance 	 \$57	 21%
Alarm & Security 	 \$63	 16%
Waste & Recycling 	 \$73	 52%

www.doxo.com/w/insights/



View doxoINSIGHTS for AZ

Median Monthly Bills for Cities in Arizona

1	Palo Verde	\$3,800
2	Paradise Valley	\$3,101
3	Scottsdale	\$2,708
4	Queen Creek	\$2,614
5	Gilbert	\$2,609
6	Cave Creek	\$2,592
7	Litchfield Park	\$2,500
8	Bellemont	\$2,459
9	Flagstaff	\$2,451
10	Waddell	\$2,396
11	Goodyear	\$2,365
12	Laveen	\$2,360
13	Chandler	\$2,344
14	Avondale	\$2,344
15	Peoria	\$2,328
16	Mount Lemmon	\$2,322
17	Tempe	\$2,290
18	Wittmann	\$2,287
19	New River	\$2,253
20	Chandler Heights	\$2,251
21	Higley	\$2,251
22	Luke Air Force Base	\$2,251
23	Tortilla Flat	\$2,251
24	Vail	\$2,234
25	Buckeye	\$2,198

Median Monthly Bills


National Rank **22** out of 50.


Median bill costs: **\$1,980 per month**








































Cost of Bills Index (COBI): **96**

29% of Household Income

4% Below National Median

AZ Median Monthly Bill  **\$1,980**

US Median Monthly Bill  **\$2,058**

Bill Category		Median Monthly Bill		% of Households with Bill
Mortgage		 \$1,552		42%
Rent		 \$1,442		31%
Auto Loan		 \$500		59%
Electric		 \$130		86%
Water & Sewer		 \$74		77%
Auto Insurance		 \$125		80%
Cable & Internet		 \$124		74%
Mobile Phone		 \$89		89%
Gas		 \$50		59%
Health Insurance		 \$90		62%
Life Insurance		 \$64		20%
Alarm & Security		 \$65		10%
Waste & Recycling		 \$63		61%

www.doxo.com/w/insights/





View doxoINSIGHTS for IL

Median Monthly Bills

National Rank **23** out of 50.

Median bill costs: **\$1,968 per month**
Cost of Bills Index (COBI): **96**
27% of Household Income
4% **Below** National Median

IL Median Monthly Bill  **\$1,968**
US Median Monthly Bill  **\$2,058**

Median Monthly Bills for Cities in Illinois

1	Wayne	\$3,472
2	Johnsonville	\$3,308
3	Hinsdale	\$3,298
4	Western Springs	\$3,294
5	Kenilworth	\$3,288
6	Barrington	\$3,243
7	Winnetka	\$3,152
8	Deerfield	\$3,148
9	Glencoe	\$3,098
10	Wilmette	\$3,086
11	Highland Park	\$3,083
12	Lake Forest	\$3,072
13	Lake Zurich	\$3,019
14	Clarendon Hills	\$3,002
15	River Forest	\$2,999
16	Libertyville	\$2,972
17	Golf	\$2,931
18	Naperville	\$2,906
19	Olympia Fields	\$2,854
20	Lincolnshire	\$2,853
21	Elmhurst	\$2,760
22	Lake Bluff	\$2,759
23	Northbrook	\$2,738
24	Great Lakes	\$2,729
25	Geneva	\$2,713

Bill Category	Median Monthly Bill	% of Households with Bill
Mortgage 	 \$1,807	 41%
Rent 	 \$1,308	 32%
Auto Loan 	 \$469	 55%
Electric 	 \$107	 88%
Water & Sewer 	 \$79	 67%
Auto Insurance 	 \$105	 79%
Cable & Internet 	 \$122	 76%
Mobile Phone 	 \$71	 91%
Gas 	 \$72	 82%
Health Insurance 	 \$65	 76%
Life Insurance 	 \$57	 26%
Alarm & Security 	 \$69	 17%
Waste & Recycling 	 \$60	 50%

www.doxo.com/w/insights/



View doxoINSIGHTS for VT

Median Monthly Bills for Cities in Vermont

1	Charlotte	\$2,709
2	North Montpelier	\$2,569
3	Norwich	\$2,521
4	Manchester	\$2,515
5	Jericho	\$2,498
6	North Pomfret	\$2,488
7	Taftsville	\$2,481
8	West Wardsboro	\$2,446
9	Williston	\$2,433
10	Burlington	\$2,420
11	Adamant	\$2,420
12	Shelburne	\$2,419
13	Ferrisburgh	\$2,417
14	South Burlington	\$2,415
15	Winooski	\$2,412
16	Woodstock	\$2,390
17	Fairfield	\$2,373
18	Fairfax	\$2,367
19	Essex	\$2,339
20	Jonesville	\$2,339
21	Underhill Center	\$2,339
22	Westford	\$2,324
23	Waterbury Center	\$2,321
24	Essex Junction	\$2,293
25	South Hero	\$2,278

Median Monthly Bills


National Rank **24** out of 50.

Median bill costs: **\$1,936 per month**








































Cost of Bills Index (COBI): **94**

29% of Household Income

6% Below National Median

VT Median Monthly Bill  **\$1,936**

US Median Monthly Bill  **\$2,058**

Bill Category		Median Monthly Bill		% of Households with Bill
Mortgage		 \$1,566		44%
Rent		 \$1,261		26%
Auto Loan		 \$395		67%
Electric		 \$137		90%
Water & Sewer		 \$131		61%
Auto Insurance		 \$146		82%
Cable & Internet		 \$129		71%
Mobile Phone		 \$90		87%
Gas		 \$89		55%
Health Insurance		 \$87		70%
Life Insurance		 \$55		20%
Alarm & Security		 \$74		12%
Waste & Recycling		 \$69		48%

www.doxo.com/w/insights/



View doxoINSIGHTS for NC



Median Monthly Bills for Cities in North Carolina

1	Waves	\$2,916
2	Corolla	\$2,899
3	Hatteras	\$2,842
4	Morrisville	\$2,706
5	Ocracoke	\$2,685
6	Rolesville	\$2,647
7	Mineral Springs	\$2,628
8	Waxhaw	\$2,623
9	Wrightsville Beach	\$2,595
10	Holly Springs	\$2,586
11	New Hill	\$2,576
12	Kitty Hawk	\$2,513
13	Roaring Gap	\$2,506
14	Sealevel	\$2,501
15	Matthews	\$2,499
16	Wake Forest	\$2,497
17	Cary	\$2,482
18	Apex	\$2,470
19	Davidson	\$2,451
20	Harrisburg	\$2,408
21	Currituck	\$2,398
22	Huntersville	\$2,397
23	Oak Ridge	\$2,380
24	Moyock	\$2,380
25	Cornelius	\$2,353








































Median Monthly Bills

National Rank **25** out of 50.

Median bill costs: **\$1,831 per month**
Cost of Bills Index (COBI): **89**
30% of Household Income
11% Below National Median

NC Median Monthly Bill  **\$1,831**
US Median Monthly Bill  **\$2,058**

Bill Category	Median Monthly Bill	% of Households with Bill
---------------	---------------------	---------------------------

Mortgage	  \$1,339	 41%
Rent	  \$1,187	 31%
Auto Loan	  \$456	 65%
Electric	  \$139	 87%
Water & Sewer	  \$67	 66%
Auto Insurance	  \$130	 81%
Cable & Internet	  \$125	 77%
Mobile Phone	  \$95	 87%
Gas	  \$78	 55%
Health Insurance	  \$92	 67%
Life Insurance	  \$55	 23%
Alarm & Security	  \$67	 12%
Waste & Recycling	  \$75	 45%

www.doxo.com/w/insights/



View doxoINSIGHTS for ME

Median Monthly Bills for Cities in Maine

1	Port Clyde	\$3,634
2	Monhegan	\$2,862
3	Cumberland Foreside	\$2,696
4	Yarmouth	\$2,668
5	Cape Elizabeth	\$2,493
6	Scarborough	\$2,395
7	Cumberland Center	\$2,392
8	Kittery Point	\$2,361
9	Falmouth	\$2,328
10	Eliot	\$2,323
11	Gorham	\$2,320
12	Berwick	\$2,316
13	Portland	\$2,311
14	East Waterboro	\$2,252
15	South Portland	\$2,244
16	Kittery	\$2,236
17	Cape Neddick	\$2,218
18	Camden	\$2,202
19	South Gardiner	\$2,199
20	North Yarmouth	\$2,199
21	York	\$2,188
22	York Harbor	\$2,188
23	Bustins Island	\$2,162
24	South Casco	\$2,162
25	South Freeport	\$2,162

Median Monthly Bills


National Rank **26** out of 50.


Median bill costs: **\$1,826 per month**








































Cost of Bills Index (COBI): **89**

29% of Household Income

11% Below National Median

ME Median Monthly Bill  **\$1,826**

US Median Monthly Bill  **\$2,058**

Bill Category		Median Monthly Bill		% of Households with Bill
Mortgage		 \$1,364		44%
Rent		 \$1,139		24%
Auto Loan		 \$432		64%
Electric		 \$150		91%
Water & Sewer		 \$113		59%
Auto Insurance		 \$114		79%
Cable & Internet		 \$131		77%
Mobile Phone		 \$102		85%
Gas		 \$82		48%
Health Insurance		 \$168		66%
Life Insurance		 \$52		22%
Alarm & Security		 \$74		11%
Waste & Recycling		 \$85		40%

www.doxo.com/w/insights/



View doxoINSIGHTS for WI



Median Monthly Bills for Cities in Wisconsin








































1	Cottage Grove	\$2,609
2	North Prairie	\$2,584
3	Verona	\$2,581
4	Colgate	\$2,565
5	Elm Grove	\$2,549
6	Houlton	\$2,544
7	Genesee Depot	\$2,543
8	Waunakee	\$2,462
9	Mequon	\$2,443
10	Hudson	\$2,404
11	Wilmot	\$2,399
12	Nashotah	\$2,398
13	Richfield	\$2,347
14	Middleton	\$2,345
15	Delafield	\$2,326
16	Brookfield	\$2,319
17	Germantown	\$2,313
18	Cross Plains	\$2,294
19	Hubertus	\$2,287
20	Waukesha	\$2,275
21	Muskego	\$2,266
22	Sussex	\$2,261
23	Oregon	\$2,247
24	Brooklyn	\$2,241
25	Oak Creek	\$2,240

Median Monthly Bills

National Rank **27** out of **50**.

Median bill costs: **\$1,809 per month**
Cost of Bills Index (COBI): **88**
28% of Household Income
12% Below National Median

WI Median Monthly Bill  **\$1,809**
US Median Monthly Bill  **\$2,058**

Bill Category		Median Monthly Bill		% of Households with Bill
Mortgage		 \$1,357		42%
Rent		 \$1,065		31%
Auto Loan		 \$430		63%
Electric		 \$110		90%
Water & Sewer		 \$131		66%
Auto Insurance		 \$137		80%
Cable & Internet		 \$126		75%
Mobile Phone		 \$87		85%
Gas		 \$86		75%
Health Insurance		 \$87		66%
Life Insurance		 \$64		23%
Alarm & Security		 \$92		7%
Waste & Recycling		 \$80		44%

www.doxo.com/w/insights/

Nebraska

View doxoINSIGHTS for NE

Median Monthly Bills for Cities in Nebraska

1	Elkhorn	\$2,819
2	Bennington	\$2,673
3	Gretna	\$2,494
4	Alvo	\$2,422
5	Papillion	\$2,331
6	Offutt Afb	\$2,319
7	Firth	\$2,278
8	Farwell	\$2,243
9	Union	\$2,184
10	Cedar Creek	\$2,178
11	St Columbans	\$2,169
12	Hallam	\$2,160
13	Fort Calhoun	\$2,135
14	Denton	\$2,106
15	Springfield	\$2,102
16	Waterloo	\$2,098
17	Greenwood	\$2,092
18	La Vista	\$2,076
19	Omaha	\$2,068
20	Malcolm	\$2,057
21	Hickman	\$2,055
22	Nehawka	\$2,044
23	Yutan	\$2,043
24	Spencer	\$2,024
25	Bellevue	\$2,015

Median Monthly Bills


National Rank **28** out of 50.


Median bill costs: **\$1,788 per month**








































Cost of Bills Index (COBI): **87**

27% of Household Income

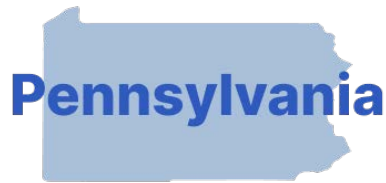
13% Below National Median

NE Median Monthly Bill  **\$1,788**

US Median Monthly Bill  **\$2,058**

Bill Category		Median Monthly Bill		% of Households with Bill
Mortgage		 \$1,396		39%
Rent		 \$1,040		32%
Auto Loan		 \$448		59%
Electric		 \$100		91%
Water & Sewer		 \$123		70%
Auto Insurance		 \$111		78%
Cable & Internet		 \$139		72%
Mobile Phone		 \$136		85%
Gas		 \$111		65%
Health Insurance		 \$67		62%
Life Insurance		 \$58		20%
Alarm & Security		 \$87		9%
Waste & Recycling		 \$66		53%

www.doxo.com/w/insights/



View doxoINSIGHTS for PA



Median Monthly Bills for Cities in Pennsylvania








































1	Buckingham	\$4,138
2	Zieglerville	\$3,474
3	Chester Springs	\$3,465
4	Chester Heights	\$3,458
5	Thornton	\$3,426
6	Gwynedd	\$3,352
7	Carversville	\$3,304
8	Merion Station	\$3,262
9	Gwynedd Valley	\$3,260
10	Furlong	\$3,251
11	Berwyn	\$3,212
12	Gladwyne	\$3,186
13	Brandamore	\$3,169
14	Point Pleasant	\$3,081
15	Bryn Mawr	\$3,057
16	Haverford	\$3,034
17	Worcester	\$3,013
18	Villanova	\$3,005
19	Tamiment	\$2,999
20	Narberth	\$2,987
21	Washington Crossing	\$2,982
22	Milford Square	\$2,982
23	Cornwall	\$2,974
24	Springtown	\$2,954
25	Wayne	\$2,930

Median Monthly Bills

National Rank **29** out of 50.

Median bill costs: **\$1,785 per month**
Cost of Bills Index (COBI): **87**
26% of Household Income
13% Below National Median

PA Median Monthly Bill  **\$1,785**
US Median Monthly Bill  **\$2,058**

Bill Category		Median Monthly Bill		% of Households with Bill
Mortgage		 \$1,531		41%
Rent		 \$1,209		29%
Auto Loan		 \$400		60%
Electric		 \$110		91%
Water & Sewer		 \$85		74%
Auto Insurance		 \$100		79%
Cable & Internet		 \$122		67%
Mobile Phone		 \$94		85%
Gas		 \$87		73%
Health Insurance		 \$57		65%
Life Insurance		 \$54		19%
Alarm & Security		 \$80		15%
Waste & Recycling		 \$85		52%

www.doxo.com/w/insights/



View doxoINSIGHTS for SC

Median Monthly Bills for Cities in South Carolina

1	Sullivans Island	\$3,587
2	Isle Of Palms	\$3,196
3	Fort Mill	\$3,022
4	Mount Pleasant	\$2,870
5	Clover	\$2,797
6	Folly Beach	\$2,752
7	Rock Hill	\$2,711
8	Charleston Afb	\$2,660
9	Bowling Green	\$2,658
10	Daufuskie Island	\$2,593
11	Hilton Head Island	\$2,469
12	Smyrna	\$2,448
13	Charleston	\$2,429
14	York	\$2,408
15	Bluffton	\$2,380
16	Drayton	\$2,320
17	Wadmalaw Island	\$2,279
18	Johns Island	\$2,269
19	Beaufort	\$2,250
20	Catawba	\$2,241
21	Shaw Afb	\$2,223
22	Blythewood	\$2,208
23	Awendaw	\$2,173
24	Hanahan	\$2,168
25	Hickory Grove	\$2,152

Median Monthly Bills


National Rank **30** out of **50**.


Median bill costs: **\$1,747 per month**








































Cost of Bills Index (COBI): **85**

30% of Household Income

15% Below National Median

SC Median Monthly Bill  **\$1,747**

US Median Monthly Bill  **\$2,058**

Bill Category		Median Monthly Bill		% of Households with Bill
Mortgage		 \$1,295		41%
Rent		 \$1,167		26%
Auto Loan		 \$450		62%
Electric		 \$130		90%
Water & Sewer		 \$56		79%
Auto Insurance		 \$141		87%
Cable & Internet		 \$140		80%
Mobile Phone		 \$93		87%
Gas		 \$61		56%
Health Insurance		 \$100		67%
Life Insurance		 \$56		23%
Alarm & Security		 \$78		12%
Waste & Recycling		 \$69		47%

www.doxo.com/w/insights/

Tennessee

View doxoINSIGHTS for TN

Median Monthly Bills for Cities in Tennessee

1	College Grove	\$2,816
2	Brentwood	\$2,699
3	Collierville	\$2,558
4	Nolensville	\$2,520
5	Franklin	\$2,497
6	Germantown	\$2,487
7	La Grange	\$2,482
8	Arlington	\$2,412
9	Thompsons Station	\$2,291
10	Mount Juliet	\$2,281
11	Lookout Mountain	\$2,249
12	Spring Hill	\$2,239
13	Arrington	\$2,212
14	Antioch	\$2,180
15	Eads	\$2,171
16	Nashville	\$2,163
17	Hendersonville	\$2,162
18	Medina	\$2,154
19	Apison	\$2,153
20	Farragut	\$2,133
21	Whites Creek	\$2,117
22	Cordova	\$2,110
23	Lascassas	\$2,090
24	Gladeville	\$2,045
25	Norene	\$2,045

Median Monthly Bills


National Rank **31** out of **50**.

Median bill costs: **\$1,734 per month**








































Cost of Bills Index (COBI): **84**

29% of Household Income

16% Below National Median

TN Median Monthly Bill  **\$1,734**

US Median Monthly Bill  **\$2,058**

Bill Category		Median Monthly Bill		% of Households with Bill
Mortgage		 \$1,340		39%
Rent		 \$1,164		31%
Auto Loan		 \$500		60%
Electric		 \$128		88%
Water & Sewer		 \$55		76%
Auto Insurance		 \$124		76%
Cable & Internet		 \$143		76%
Mobile Phone		 \$91		89%
Gas		 \$60		49%
Health Insurance		 \$50		69%
Life Insurance		 \$54		22%
Alarm & Security		 \$70		14%
Waste & Recycling		 \$60		44%

www.doxo.com/w/insights/



View doxoINSIGHTS for MI

Median Monthly Bills


National Rank **32** out of **50**.


Median bill costs: **\$1,731 per month**

Cost of Bills Index (COBI): **84**

28% of Household Income

16% Below National Median








































MI Median Monthly Bill  **\$1,731**

US Median Monthly Bill  **\$2,058**

Median Monthly Bills for Cities in Michigan

1	Birmingham	\$3,118
2	Hadley	\$2,748
3	Hickory Corners	\$2,746
4	Bloomfield Hills	\$2,728
5	Huntington Woods	\$2,672
6	Lakeland	\$2,663
7	Franklin	\$2,617
8	Oakland	\$2,529
9	West Bloomfield	\$2,522
10	Northville	\$2,508
11	Pleasant Ridge	\$2,480
12	Dexter	\$2,436
13	Novi	\$2,420
14	Canton	\$2,418
15	Grosse Pointe	\$2,350
16	Farmington	\$2,348
17	Troy	\$2,332
18	Brighton	\$2,311
19	Milford	\$2,311
20	Rochester	\$2,295
21	Commerce Township	\$2,276
22	Ada	\$2,272
23	Oxford	\$2,266
24	Macomb	\$2,257
25	Omena	\$2,249

Bill Category	Median Monthly Bill	% of Households with Bill
---------------	---------------------	---------------------------

Mortgage 	 \$1,306	 43%
Rent 	 \$1,103	 26%
Auto Loan 	 \$438	 64%
Electric 	 \$109	 92%
Water & Sewer 	 \$100	 63%
Auto Insurance 	 \$141	 77%
Cable & Internet 	 \$123	 79%
Mobile Phone 	 \$95	 90%
Gas 	 \$80	 82%
Health Insurance 	 \$50	 71%
Life Insurance 	 \$58	 18%
Alarm & Security 	 \$66	 13%
Waste & Recycling 	 \$77	 50%

www.doxo.com/w/insights/

Wyoming

View doxoINSIGHTS for WY

Median Monthly Bills for Cities in Wyoming








































1	Parkman	\$3,274
2	Moose	\$2,798
3	Moran	\$2,794
4	Teton Village	\$2,668
5	Jackson	\$2,597
6	Alta	\$2,596
7	Wapiti	\$2,295
8	Powder River	\$2,281
9	Carpenter	\$2,209
10	Buford	\$2,153
11	Point Of Rocks	\$2,143
12	Hillsdale	\$2,114
13	Rozet	\$2,109
14	Alpine	\$2,105
15	Mc Kinnon	\$2,094
16	Wilson	\$2,062
17	Jelm	\$1,983
18	Smoot	\$1,977
19	Huntley	\$1,940
20	Gillette	\$1,937
21	Meriden	\$1,928
22	Banner	\$1,920
23	Burns	\$1,918
24	Pinedale	\$1,908
25	Cheyenne	\$1,885

Median Monthly Bills

National Rank **33** out of **50**.

Median bill costs: **\$1,725 per month**
Cost of Bills Index (COBI): **84**
27% of Household Income
16% Below National Median

WY Median Monthly Bill  **\$1,725**
US Median Monthly Bill  **\$2,058**

Bill Category	Median Monthly Bill	% of Households with Bill
Mortgage 	 \$1,435	 41%
Rent 	 \$1,004	 26%
Auto Loan 	 \$457	 62%
Electric 	 \$102	 88%
Water & Sewer 	 \$100	 67%
Auto Insurance 	 \$100	 82%
Cable & Internet 	 \$110	 73%
Mobile Phone 	 \$100	 87%
Gas 	 \$80	 70%
Health Insurance 	 \$123	 64%
Life Insurance 	 \$59	 21%
Alarm & Security 	 \$74	 13%
Waste & Recycling 	 \$73	 47%

www.doxo.com/w/insights/





View doxoINSIGHTS for ID

Median Monthly Bills

National Rank **34** out of **50**.








































Median bill costs: **\$1,706 per month**
Cost of Bills Index (COBI): **83**
27% of Household Income
17% **Below** National Median

ID Median Monthly Bill  **\$1,706**
US Median Monthly Bill  **\$2,058**

Median Monthly Bills for Cities in Idaho

1	Felt	\$3,181
2	Bayview	\$2,852
3	Mountain Home Afb	\$2,385
4	Eagle	\$2,115
5	Harvard	\$2,085
6	Meridian	\$2,033
7	Victor	\$2,033
8	Star	\$2,029
9	Swan Valley	\$2,006
10	Picabo	\$1,993
11	Hailey	\$1,940
12	Iona	\$1,939
13	Rathdrum	\$1,901
14	Silverton	\$1,899
15	Middleton	\$1,894
16	Boise	\$1,883
17	Avery	\$1,881
18	Hayden	\$1,881
19	Post Falls	\$1,869
20	Kuna	\$1,864
21	Coeur D Alene	\$1,863
22	Kimberly	\$1,849
23	Bellevue	\$1,846
24	Sugar City	\$1,846
25	Island Park	\$1,843

Bill Category	Median Monthly Bill	% of Households with Bill
Mortgage	\$1,412	46%
Rent	\$1,188	26%
Auto Loan	\$414	61%
Electric	\$100	93%
Water & Sewer	\$86	70%
Auto Insurance	\$88	81%
Cable & Internet	\$100	72%
Mobile Phone	\$84	90%
Gas	\$50	70%
Health Insurance	\$70	62%
Life Insurance	\$61	18%
Alarm & Security	\$74	11%
Waste & Recycling	\$66	52%

Bill Category	Median Monthly Bill	% of Households with Bill
Mortgage 	 \$1,412	 46%
Rent 	 \$1,188	 26%
Auto Loan 	 \$414	 61%
Electric 	 \$100	 93%
Water & Sewer 	 \$86	 70%
Auto Insurance 	 \$88	 81%
Cable & Internet 	 \$100	 72%
Mobile Phone 	 \$84	 90%
Gas 	 \$50	 70%
Health Insurance 	 \$70	 62%
Life Insurance 	 \$61	 18%
Alarm & Security 	 \$74	 11%
Waste & Recycling 	 \$66	 52%

www.doxo.com/w/insights/



View doxoINSIGHTS for MT

Median Monthly Bills for Cities in Montana

1	Silver Gate	\$3,208
2	Big Arm	\$3,099
3	Boyd	\$2,662
4	Big Sky	\$2,504
5	Haugan	\$2,380
6	Acton	\$2,357
7	Bozeman	\$2,272
8	Belgrade	\$2,228
9	Larslan	\$2,208
10	Sun River	\$2,155
11	Rollins	\$2,147
12	Clancy	\$2,125
13	Springdale	\$2,030
14	Frenchtown	\$2,030
15	Fort Harrison	\$2,016
16	Lakeside	\$2,011
17	Canyon Creek	\$2,008
18	Gallatin Gateway	\$1,973
19	Manhattan	\$1,973
20	Whitefish	\$1,968
21	Harrison	\$1,960
22	Molt	\$1,959
23	Lolo	\$1,926
24	Helena	\$1,924
25	Huson	\$1,896

Median Monthly Bills

National Rank **35** out of 50.

Median bill costs: **\$1,701 per month**

Cost of Bills Index (COBI): **83**

29% of Household Income

17% Below National Median

MT Median Monthly Bill \$1,701

US Median Monthly Bill \$2,058

Bill Category	Median Monthly Bill	% of Households with Bill
Mortgage	\$1,520	38%
Rent	\$1,071	28%
Auto Loan	\$430	65%
Electric	\$90	91%
Water & Sewer	\$96	67%
Auto Insurance	\$100	77%
Cable & Internet	\$119	71%
Mobile Phone	\$119	86%
Gas	\$60	67%
Health Insurance	\$78	58%
Life Insurance	\$63	19%
Alarm & Security	\$74	9%
Waste & Recycling	\$55	47%

www.doxo.com/w/insights/

North Dakota

View doxoINSIGHTS for ND



Median Monthly Bills for Cities in North Dakota








































1	Arvilla	\$2,645
2	Grand Forks Afb	\$2,464
3	Amegard	\$2,419
4	Ruso	\$2,307
5	Minot Afb	\$2,297
6	Horace	\$2,195
7	Baldwin	\$2,089
8	Watford City	\$2,073
9	Alexander	\$2,049
10	Argusville	\$2,008
11	Zahl	\$1,971
12	Ross	\$1,967
13	Saint Anthony	\$1,961
14	Bismarck	\$1,957
15	Minot	\$1,942
16	Mapleton	\$1,918
17	Surrey	\$1,910
18	Carpio	\$1,903
19	Christine	\$1,895
20	Burlington	\$1,885
21	Williston	\$1,884
22	West Fargo	\$1,872
23	Dickinson	\$1,871
24	Mcgregor	\$1,864
25	Keene	\$1,858

Median Monthly Bills

National Rank **36** out of 50.

Median bill costs: **\$1,683 per month**
Cost of Bills Index (COBI): **82**
26% of Household Income
18% Below National Median

ND Median Monthly Bill  **\$1,683**
US Median Monthly Bill  **\$2,058**

Bill Category		Median Monthly Bill		% of Households with Bill
Mortgage		 \$1,436		33%
Rent		 \$936		35%
Auto Loan		 \$485		62%
Electric		 \$100		84%
Water & Sewer		 \$111		67%
Auto Insurance		 \$104		79%
Cable & Internet		 \$110		72%
Mobile Phone		 \$124		87%
Gas		 \$86		66%
Health Insurance		 \$66		67%
Life Insurance		 \$70		21%
Alarm & Security		 \$72		13%
Waste & Recycling		 \$73		44%

www.doxo.com/w/insights/



View doxoINSIGHTS for OH

Median Monthly Bills for Cities in Ohio

1	Jacksontown	\$3,756
2	Terrace Park	\$3,446
3	Galena	\$2,753
4	New Albany	\$2,707
5	Monclova	\$2,680
6	Lewis Center	\$2,604
7	Powell	\$2,568
8	Croton	\$2,564
9	Kings Mills	\$2,556
10	Hudson	\$2,542
11	Dublin	\$2,469
12	Mason	\$2,402
13	Kilbourne	\$2,355
14	Chagrin Falls	\$2,353
15	Sunbury	\$2,337
16	Commercial Point	\$2,335
17	Granville	\$2,317
18	Aurora	\$2,294
19	Plain City	\$2,285
20	Miamiville	\$2,283
21	Blacklick	\$2,278
22	Perrysburg	\$2,274
23	Gates Mills	\$2,261
24	Lithopolis	\$2,257
25	Loveland	\$2,242

Median Monthly Bills


National Rank **37** out of **50**.


Median bill costs: **\$1,668 per month**








































Cost of Bills Index (COBI): **81**

27% of Household Income

19% Below National Median

OH Median Monthly Bill  **\$1,668**

US Median Monthly Bill  **\$2,058**

Bill Category		Median Monthly Bill		% of Households with Bill
Mortgage		 \$1,295		41%
Rent		 \$1,017		31%
Auto Loan		 \$400		61%
Electric		 \$100		93%
Water & Sewer		 \$78		76%
Auto Insurance		 \$115		79%
Cable & Internet		 \$103		76%
Mobile Phone		 \$94		86%
Gas		 \$76		78%
Health Insurance		 \$90		60%
Life Insurance		 \$57		18%
Alarm & Security		 \$66		9%
Waste & Recycling		 \$71		60%

www.doxo.com/w/insights/





View doxoINSIGHTS for MO

Median Monthly Bills

National Rank **38** out of **50**.

Median bill costs: **\$1,661 per month**
Cost of Bills Index (COBI): **81**
27% of Household Income
19% Below National Median








































MO Median Monthly Bill  **\$1,661**

US Median Monthly Bill  **\$2,058**

Median Monthly Bills for Cities in Missouri

1	Saint Albans	\$3,917
2	Defiance	\$2,562
3	Wildwood	\$2,411
4	Chesterfield	\$2,343
5	Lake Saint Louis	\$2,284
6	Eureka	\$2,217
7	Florence	\$2,187
8	Raymore	\$2,177
9	Lees Summit	\$2,169
10	Old Monroe	\$2,158
11	Tebbetts	\$2,132
12	Deerfield	\$2,125
13	Freeman	\$2,109
14	Wentzville	\$2,071
15	Ballwin	\$2,051
16	Platte City	\$2,050
17	Peculiar	\$2,041
18	Waldron	\$2,030
19	Greenwood	\$2,029
20	Grain Valley	\$2,018
21	Pleasant Hill	\$2,018
22	Walnut Shade	\$2,015
23	Creighton	\$2,012
24	Augusta	\$2,007
25	Cleveland	\$1,999

Bill Category	Median Monthly Bill	% of Households with Bill
Mortgage	\$1,284	41%
Rent	\$1,023	30%
Auto Loan	\$436	60%
Electric	\$115	87%
Water & Sewer	\$69	75%
Auto Insurance	\$100	80%
Cable & Internet	\$134	75%
Mobile Phone	\$93	89%
Gas	\$80	69%
Health Insurance	\$60	62%
Life Insurance	\$52	22%
Alarm & Security	\$74	11%
Waste & Recycling	\$67	55%

Bill Category	Median Monthly Bill	% of Households with Bill
Mortgage 	 \$1,284	 41%
Rent 	 \$1,023	 30%
Auto Loan 	 \$436	 60%
Electric 	 \$115	 87%
Water & Sewer 	 \$69	 75%
Auto Insurance 	 \$100	 80%
Cable & Internet 	 \$134	 75%
Mobile Phone 	 \$93	 89%
Gas 	 \$80	 69%
Health Insurance 	 \$60	 62%
Life Insurance 	 \$52	 22%
Alarm & Security 	 \$74	 11%
Waste & Recycling 	 \$67	 55%

www.doxo.com/w/insights/



View doxoINSIGHTS for LA


Median Monthly Bills for Cities in Louisiana


1	Sunshine	\$3,273
2	Blanchard	\$2,811
3	Boothville	\$2,742
4	Barksdale Afb	\$2,436
5	Geismar	\$2,428
6	Prairieville	\$2,330
7	Zachary	\$2,233
8	Madisonville	\$2,225
9	Sorrento	\$2,218
10	Belle Chasse	\$2,217
11	Mandeville	\$2,205
12	Fort Johnson	\$2,152
13	Echo	\$2,147
14	Saint Gabriel	\$2,093
15	New Orleans	\$2,088
16	Brittany	\$2,062
17	Burnside	\$2,062
18	Duplessis	\$2,062
19	Metairie	\$2,060
20	Plattenville	\$2,058
21	Norco	\$2,006
22	Covington	\$1,989
23	Luling	\$1,987
24	Empire	\$1,973
25	Pilottown	\$1,973

Median Monthly Bills

National Rank **39** out of **50**.

Median bill costs: **\$1,658 per month**
Cost of Bills Index (COBI): **81**
32% of Household Income
19% Below National Media

LA Median Monthly Bill  **\$1,658**

US Median Monthly Bill  **\$2,058**

Bill Category	Median Monthly Bill	% of Households with Bill
Mortgage	\$1,351	35%
Rent	\$1,051	29%
Auto Loan	\$460	63%
Electric	\$139	91%
Water & Sewer	\$64	83%
Auto Insurance	\$87	81%
Cable & Internet	\$125	82%
Mobile Phone	\$100	89%
Gas	\$38	57%
Health Insurance	\$91	66%
Life Insurance	\$56	23%
Alarm & Security	\$74	13%
Waste & Recycling	\$71	51%

www.doxo.com/w/insights/

South Dakota

View doxoINSIGHTS for SD



Median Monthly Bills for Cities in South Dakota








































1	Virgil	\$2,535
2	Twin Brooks	\$2,484
3	Tea	\$2,250
4	Ellsworth Afb	\$2,183
5	Harrisburg	\$2,133
6	North Sioux City	\$2,016
7	Keystone	\$1,988
8	Mud Butte	\$1,984
9	Montrose	\$1,968
10	Box Elder	\$1,959
11	Brandon	\$1,935
12	Hermosa	\$1,920
13	Enning	\$1,899
14	Renner	\$1,895
15	Hartford	\$1,886
16	Worthing	\$1,868
17	Chancellor	\$1,857
18	Stephan	\$1,853
19	Piedmont	\$1,849
20	Wentworth	\$1,849
21	Jefferson	\$1,840
22	Baltic	\$1,835
23	Hazel	\$1,828
24	Nunda	\$1,821
25	Glencross	\$1,816

Median Monthly Bills

National Rank **40** out of **50**.

Median bill costs: **\$1,648 per month**
Cost of Bills Index (COBI): **80**
27% of Household Income
20% Below National Median

SD Median Monthly Bill  **\$1,648**
US Median Monthly Bill  **\$2,058**

Bill Category		Median Monthly Bill		% of Households with Bill
Mortgage		 \$1,409		38%
Rent		 \$916		29%
Auto Loan		 \$496		61%
Electric		 \$79		92%
Water & Sewer		 \$75		70%
Auto Insurance		 \$119		77%
Cable & Internet		 \$147		75%
Mobile Phone		 \$88		88%
Gas		 \$71		70%
Health Insurance		 \$70		65%
Life Insurance		 \$64		21%
Alarm & Security		 \$74		13%
Waste & Recycling		 \$55		49%

www.doxo.com/w/insights/

Kansas

View doxoINSIGHTS for KS


Median Monthly Bills for Cities in Kansas

1	Bucyrus	\$2,680
2	Stilwell	\$2,646
3	Fort Leavenworth	\$2,601
4	Leawood	\$2,547
5	Prairie Village	\$2,373
6	De Soto	\$2,301
7	Clearview City	\$2,213
8	New Century	\$2,213
9	Maize	\$2,211
10	Lenexa	\$2,200
11	Overland Park	\$2,187
12	Olathe	\$2,183
13	Spring Hill	\$2,180
14	Walton	\$2,155
15	Louisburg	\$2,123
16	Colwich	\$2,096
17	Shawnee	\$2,092
18	Andover	\$2,075
19	Fort Riley	\$2,069
20	Gardner	\$2,045
21	Basehor	\$2,017
22	Goddard	\$2,013
23	Kechi	\$2,008
24	Mission	\$1,993
25	Bonner Springs	\$1,974








































Median Monthly Bills

National Rank **41** out of **50**.

Median bill costs: **\$1,624 per month**
Cost of Bills Index (COBI): **79**
25% of Household Income
21% Below National Median

KS Median Monthly Bill  **\$1,624**

US Median Monthly Bill  **\$2,058**

Bill Category		Median Monthly Bill		% of Households with Bill
Mortgage		 \$1,449		39%
Rent		 \$1,047		31%
Auto Loan		 \$451		53%
Electric		 \$108		90%
Water & Sewer		 \$75		79%
Auto Insurance		 \$46		81%
Cable & Internet		 \$118		66%
Mobile Phone		 \$100		88%
Gas		 \$71		75%
Health Insurance		 \$58		64%
Life Insurance		 \$52		19%
Alarm & Security		 \$80		7%
Waste & Recycling		 \$63		52%

www.doxo.com/w/insights/



View doxoINSIGHTS for IA

Median Monthly Bills


National Rank **42** out of **50**.

Median bill costs: **\$1,622 per month**

Cost of Bills Index (COBI): **79**

26% of Household Income

21% Below National Median








































IA Median Monthly Bill  **\$1,622**

US Median Monthly Bill  **\$2,058**

Median Monthly Bills for Cities in Iowa

1	Booneville	\$2,354
2	Polk City	\$2,327
3	Pleasant Valley	\$2,313
4	Waukee	\$2,288
5	Bondurant	\$2,222
6	Tiffin	\$2,204
7	Johnston	\$2,201
8	Palo	\$2,195
9	North Liberty	\$2,188
10	Swisher	\$2,165
11	Urbandale	\$2,151
12	Mingo	\$2,133
13	Ankeny	\$2,121
14	Grimes	\$2,118
15	Adel	\$2,106
16	Cumming	\$2,082
17	Sergeant Bluff	\$2,079
18	Huxley	\$2,069
19	Clive	\$2,059
20	Granger	\$2,054
21	Gilbert	\$2,049
22	Mc Clelland	\$2,048
23	West Des Moines	\$2,041
24	Thurman	\$2,035
25	Amana	\$2,031

Bill Category	Median Monthly Bill	% of Households with Bill
---------------	---------------------	---------------------------

Mortgage 	 \$1,238	 43%
Rent 	 \$958	 27%
Auto Loan 	 \$449	 61%
Electric 	 \$112	 92%
Water & Sewer 	 \$100	 76%
Auto Insurance 	 \$98	 76%
Cable & Internet 	 \$100	 69%
Mobile Phone 	 \$100	 83%
Gas 	 \$89	 71%
Health Insurance 	 \$68	 67%
Life Insurance 	 \$55	 23%
Alarm & Security 	 \$73	 12%
Waste & Recycling 	 \$53	 50%

www.doxo.com/w/insights/



View doxoINSIGHTS for IN

Median Monthly Bills


National Rank **43** out of **50**.


Median bill costs: **\$1,620 per month**

Cost of Bills Index (COBI): **79**

27% of Household Income

21% Below National Median








































IN Median Monthly Bill  **\$1,620**

US Median Monthly Bill  **\$2,058**

Median Monthly Bills for Cities in Indiana

1	Bath	\$2,878
2	Beverly Shores	\$2,401
3	Whitestown	\$2,401
4	Bargersville	\$2,367
5	Carmel	\$2,325
6	Westfield	\$2,318
7	Fortville	\$2,263
8	Avon	\$2,195
9	Fishers	\$2,137
10	Kingsbury	\$2,110
11	Lizton	\$2,089
12	Brownsburg	\$2,089
13	Saint John	\$2,065
14	Rolling Prairie	\$2,051
15	Mccordsville	\$2,024
16	Harrodsburg	\$2,019
17	Lincoln City	\$2,012
18	Noblesville	\$2,012
19	Plainfield	\$2,010
20	Helmsburg	\$2,001
21	Pittsboro	\$2,000
22	Georgetown	\$1,976
23	Danville	\$1,955
24	Newburgh	\$1,954
25	Fair Oaks	\$1,953

Bill Category	Median Monthly Bill	% of Households with Bill
Mortgage	\$1,149	45%
Rent	\$1,040	28%
Auto Loan	\$435	59%
Electric	\$103	92%
Water & Sewer	\$60	72%
Auto Insurance	\$113	77%
Cable & Internet	\$119	74%
Mobile Phone	\$90	87%
Gas	\$84	76%
Health Insurance	\$57	64%
Life Insurance	\$59	17%
Alarm & Security	\$65	13%
Waste & Recycling	\$81	48%

Bill Category	Median Monthly Bill	% of Households with Bill
Mortgage 	 \$1,149	 45%
Rent 	 \$1,040	 28%
Auto Loan 	 \$435	 59%
Electric 	 \$103	 92%
Water & Sewer 	 \$60	 72%
Auto Insurance 	 \$113	 77%
Cable & Internet 	 \$119	 74%
Mobile Phone 	 \$90	 87%
Gas 	 \$84	 76%
Health Insurance 	 \$57	 64%
Life Insurance 	 \$59	 17%
Alarm & Security 	 \$65	 13%
Waste & Recycling 	 \$81	 48%

www.doxo.com/w/insights/



View doxoINSIGHTS for AL



Median Monthly Bills for Cities in Alabama








































1	Myrtlewood	\$2,902
2	Chelsea	\$2,360
3	Pike Road	\$2,267
4	Watson	\$2,252
5	Helena	\$2,220
6	Fort Novosel	\$2,218
7	Saginaw	\$2,195
8	Siluria	\$2,195
9	Westover	\$2,195
10	Wilton	\$2,195
11	Sterrett	\$2,183
12	Owens Cross Roads	\$2,147
13	Alabaster	\$2,129
14	Daphne	\$2,124
15	Madison	\$2,120
16	Calera	\$2,107
17	Pelham	\$2,092
18	Birmingham	\$2,085
19	Mooresville	\$2,074
20	Trussville	\$2,033
21	Elrod	\$2,026
22	Loachapoka	\$1,998
23	Cecil	\$1,992
24	Tuscaloosa	\$1,978
25	Northport	\$1,967

Median Monthly Bills

National Rank **44** out of 50.

Median bill costs: **\$1,601 per month**
Cost of Bills Index (COBI): **78**
29% of Household Income
22% Below National Median

AL Median Monthly Bill  **\$1,601**
US Median Monthly Bill  **\$2,058**

Bill Category		Median Monthly Bill		% of Households with Bill
Mortgage		 \$1,119		38%
Rent		 \$986		27%
Auto Loan		 \$460		64%
Electric		 \$174		92%
Water & Sewer		 \$55		82%
Auto Insurance		 \$100		83%
Cable & Internet		 \$121		82%
Mobile Phone		 \$95		88%
Gas		 \$82		53%
Health Insurance		 \$63		69%
Life Insurance		 \$60		21%
Alarm & Security		 \$54		11%
Waste & Recycling		 \$67		54%

www.doxo.com/w/insights/



View doxoINSIGHTS for KY


Median Monthly Bills for Cities in Kentucky


1	Glenview	\$2,734
2	Prospect	\$2,651
3	Buckner	\$2,437
4	Fort Campbell	\$2,349
5	Goshen	\$2,307
6	Fisherville	\$2,285
7	Union	\$2,217
8	Crestwood	\$2,209
9	Fort Thomas	\$2,014
10	Hebron	\$2,010
11	Alexandria	\$1,980
12	Burlington	\$1,967
13	Fort Knox	\$1,959
14	Richmond	\$1,954
15	Alvaton	\$1,953
16	Bagdad	\$1,936
17	Spottsville	\$1,927
18	Smithfield	\$1,912
19	Mount Washington	\$1,905
20	Oak Grove	\$1,905
21	Florence	\$1,904
22	Taylorsville	\$1,904
23	Saint Francis	\$1,903
24	Pewee Valley	\$1,898
25	Eastwood	\$1,895

Median Monthly Bills








































National Rank **45** out of **50**.

Median bill costs: **\$1,587 per month**
Cost of Bills Index (COBI): **77**
29% of Household Income
23% Below National Median

KY Median Monthly Bill  **\$1,587**

US Median Monthly Bill  **\$2,058**

Bill Category	Median Monthly Bill	% of Households with Bill
---------------	---------------------	---------------------------

Mortgage 	 \$1,190	 39%
Rent 	 \$954	 29%
Auto Loan 	 \$422	 55%
Electric 	 \$130	 92%
Water & Sewer 	 \$60	 84%
Auto Insurance 	 \$132	 84%
Cable & Internet 	 \$103	 80%
Mobile Phone 	 \$125	 89%
Gas 	 \$61	 57%
Health Insurance 	 \$75	 70%
Life Insurance 	 \$51	 21%
Alarm & Security 	 \$71	 11%
Waste & Recycling 	 \$62	 58%

www.doxo.com/w/insights/

New Mexico

View doxoINSIGHTS for NM



Median Monthly Bills for Cities in New Mexico








































1	Canjilon	\$2,783
2	Santa Fe	\$2,390
3	San Cristobal	\$2,223
4	Corrales	\$2,177
5	Mcdonald	\$2,175
6	White Rock	\$2,172
7	Tesuque	\$2,115
8	Taiban	\$2,049
9	Rainsville	\$2,044
10	White Sands Missile Range	\$2,040
11	Los Alamos	\$2,037
12	Jemez Springs	\$2,034
13	Holloman Air Force Base	\$2,012
14	Lakewood	\$1,993
15	Dora	\$1,992
16	Milnesand	\$1,992
17	Flora Vista	\$1,961
18	Placitas	\$1,934
19	Peralta	\$1,924
20	Tome	\$1,892
21	Edgewood	\$1,885
22	Rio Rancho	\$1,880
23	Bard	\$1,835
24	Faywood	\$1,832
25	Lamy	\$1,822

Median Monthly Bills

National Rank **46** out of **50**.

Median bill costs: **\$1,581 per month**
Cost of Bills Index (COBI): **77**
29% of Household Income
23% Below National Median

NM Median Monthly Bill  **\$1,581**
US Median Monthly Bill  **\$2,058**

Bill Category	Median Monthly Bill	% of Households with Bill
Mortgage 	 \$1,339	 36%
Rent 	 \$1,047	 28%
Auto Loan 	 \$458	 61%
Electric 	 \$89	 95%
Water & Sewer 	 \$80	 74%
Auto Insurance 	 \$91	 79%
Cable & Internet 	 \$122	 70%
Mobile Phone 	 \$92	 87%
Gas 	 \$50	 64%
Health Insurance 	 \$79	 66%
Life Insurance 	 \$77	 18%
Alarm & Security 	 \$81	 10%
Waste & Recycling 	 \$69	 51%

www.doxo.com/w/insights/

Oklahoma

View doxoINSIGHTS for OK



Median Monthly Bills for Cities in Oklahoma








































1	Arcadia	\$2,534
2	Medicine Park	\$2,402
3	Wheatland	\$2,288
4	Edmond	\$2,113
5	Fort Sill	\$2,032
6	Yukon	\$1,981
7	Jenks	\$1,978
8	Meridian	\$1,931
9	Bixby	\$1,896
10	Washington	\$1,895
11	Jones	\$1,883
12	Piedmont	\$1,869
13	Tuttle	\$1,864
14	Broken Arrow	\$1,860
15	Choctaw	\$1,857
16	Mustang	\$1,849
17	Elgin	\$1,848
18	Newcastle	\$1,844
19	Norman	\$1,841
20	Bethany	\$1,816
21	Owasso	\$1,811
22	Concho	\$1,811
23	Fitzhugh	\$1,806
24	Oklahoma City	\$1,783
25	Blanchard	\$1,781

Median Monthly Bills

National Rank **47** out of **50**.

Median bill costs: **\$1,543 per month**
Cost of Bills Index (COBI): **75**
28% of Household Income
25% Below National Median

OK Median Monthly Bill  **\$1,543**
US Median Monthly Bill  **\$2,058**

Bill Category	Median Monthly Bill	% of Households with Bill
Mortgage 	 \$1,237	 36%
Rent 	 \$998	 32%
Auto Loan 	 \$430	 61%
Electric 	 \$117	 90%
Water & Sewer 	 \$88	 67%
Auto Insurance 	 \$85	 78%
Cable & Internet 	 \$132	 78%
Mobile Phone 	 \$78	 87%
Gas 	 \$73	 75%
Health Insurance 	 \$76	 59%
Life Insurance 	 \$53	 14%
Alarm & Security 	 \$77	 8%
Waste & Recycling 	 \$25	 47%

www.doxo.com/w/insights/



View doxoINSIGHTS for AR



Median Monthly Bills for Cities in Arkansas








































1	Cave Springs	\$2,309
2	Bentonville	\$2,219
3	Centerton	\$2,035
4	Maumelle	\$2,033
5	Clarkedale	\$1,962
6	Sulphur Rock	\$1,961
7	Story	\$1,941
8	Marion	\$1,930
9	Little Rock	\$1,918
10	Bryant	\$1,908
11	Roland	\$1,898
12	Sage	\$1,866
13	State University	\$1,863
14	Ida	\$1,845
15	College Station	\$1,825
16	Little Rock Air Force Base	\$1,825
17	Sweet Home	\$1,825
18	Wrightsville	\$1,825
19	Rogers	\$1,825
20	Choctaw	\$1,823
21	Avoca	\$1,822
22	Gateway	\$1,822
23	Austin	\$1,814
24	Benton	\$1,800
25	Gregory	\$1,798

Median Monthly Bills

National Rank **48** out of **50**.

Median bill costs: **\$1,539 per month**
Cost of Bills Index (COBI): **75**
30% of Household Income
25% Below National Median

AR Median Monthly Bill  **\$1,539**
US Median Monthly Bill  **\$2,058**

Bill Category		Median Monthly Bill		% of Households with Bill
Mortgage		 \$1,124		35%
Rent		 \$921		31%
Auto Loan		 \$500		67%
Electric		 \$109		91%
Water & Sewer		 \$63		83%
Auto Insurance		 \$100		79%
Cable & Internet		 \$99		78%
Mobile Phone		 \$86		88%
Gas		 \$51		61%
Health Insurance		 \$87		65%
Life Insurance		 \$55		21%
Alarm & Security		 \$82		14%
Waste & Recycling		 \$66		46%

www.doxo.com/w/insights/



View doxoINSIGHTS for MS

Median Monthly Bills


National Rank **49** out of 50.


Median bill costs: **\$1,502 per month**

Cost of Bills Index (COBI): **73**

32% of Household Income

27% Below National Median








































MS Median Monthly Bill  **\$1,502**

US Median Monthly Bill  **\$2,058**

Median Monthly Bills for Cities in Mississippi

1	Madison	\$2,215
2	Flowood	\$2,190
3	Whitfield	\$2,158
4	Nesbit	\$2,106
5	Red Banks	\$2,047
6	Olive Branch	\$2,043
7	Dundee	\$2,007
8	Hernando	\$1,974
9	Sharon	\$1,959
10	Southaven	\$1,940
11	Horn Lake	\$1,935
12	Robinsonville	\$1,934
13	Walls	\$1,920
14	Ridgeland	\$1,916
15	Ocean Springs	\$1,887
16	Marion	\$1,878
17	Byram	\$1,847
18	Clinton	\$1,847
19	Taylor	\$1,847
20	Piney Woods	\$1,824
21	Puckett	\$1,824
22	Sandhill	\$1,824
23	Star	\$1,824
24	Pearl	\$1,823
25	Etta	\$1,796

Bill Category	Median Monthly Bill	% of Households with Bill
Mortgage	\$1,129	35%
Rent	\$945	27%
Auto Loan	\$453	65%
Electric	\$125	94%
Water & Sewer	\$60	76%
Auto Insurance	\$97	76%
Cable & Internet	\$129	81%
Mobile Phone	\$100	89%
Gas	\$61	57%
Health Insurance	\$76	68%
Life Insurance	\$51	22%
Alarm & Security	\$76	13%
Waste & Recycling	\$50	54%

Bill Category	Median Monthly Bill	% of Households with Bill
Mortgage 	 \$1,129	 35%
Rent 	 \$945	 27%
Auto Loan 	 \$453	 65%
Electric 	 \$125	 94%
Water & Sewer 	 \$60	 76%
Auto Insurance 	 \$97	 76%
Cable & Internet 	 \$129	 81%
Mobile Phone 	 \$100	 89%
Gas 	 \$61	 57%
Health Insurance 	 \$76	 68%
Life Insurance 	 \$51	 22%
Alarm & Security 	 \$76	 13%
Waste & Recycling 	 \$50	 54%

www.doxo.com/w/insights/



View doxoINSIGHTS for WV

Median Monthly Bills for Cities in West Virginia


1	Summit Point	\$2,654
2	Maxwelton	\$2,465
3	Shenandoah Junction	\$2,164
4	Charles Town	\$2,139
5	Bakerton	\$2,039
6	Halltown	\$2,039
7	Rippon	\$2,039
8	Ranson	\$1,983
9	Harpers Ferry	\$1,964
10	Kearneysville	\$1,934
11	Shepherdstown	\$1,922
12	Pursglove	\$1,874
13	Horner	\$1,828
14	Martinsburg	\$1,808
15	Arthurdale	\$1,799
16	Calvin	\$1,737
17	Inwood	\$1,725
18	Ridgeway	\$1,722
19	Bunker Hill	\$1,710
20	Falling Waters	\$1,695
21	Haywood	\$1,667
22	Gerrardstown	\$1,663
23	Milam	\$1,637
24	Simpson	\$1,631
25	Orgas	\$1,590

Median Monthly Bills








































National Rank **50** out of 50.

Median bill costs: **\$1,149 per month**
Cost of Bills Index (COBI): **56**
23% of Household Income
44% **Below** National Median

WV Median Monthly Bill  **\$1,149**

US Median Monthly Bill  **\$2,058**

Bill Category	Median Monthly Bill	% of Households with Bill
---------------	---------------------	---------------------------

Mortgage 	 \$1,019	 34%
Rent 	 \$870	 22%
Auto Loan 	 \$165	 58%
Electric 	 \$121	 94%
Water & Sewer 	 \$59	 86%
Auto Insurance 	 \$70	 75%
Cable & Internet 	 \$105	 73%
Mobile Phone 	 \$87	 79%
Gas 	 \$71	 92%
Health Insurance 	 \$75	 42%
Life Insurance 	 \$58	 15%
Alarm & Security 	 \$110	 16%
Waste & Recycling 	 \$44	 63%

www.doxo.com/w/insights/

About doxo

doxo delivers innovation that transforms the bill pay experience for consumers, billers and financial technology providers. For over 10M consumers, doxo's all-in-one bill pay makes it simple to organize and pay any bill on any device through a secure checkout. For billers, doxo's network-driven platform enables online and mobile payments with a ridiculously simple integration, radically lower costs, and game-changing features that are unavailable with legacy bill pay vendors. For fintech partners, doxo delivers financial innovations to consumers across 97% of US Zip Codes, paying from more than 5,000 financial institutions to over 120,000 billers in 45+ service categories. For employees, doxo is a creative, ever-learning team that is passionate about building fintech tools that dramatically improve the bill pay experience. For investors, doxo provides an extraordinary opportunity to invest alongside Jackson Square Ventures, MDV, and Bezos Expeditions to disrupt a market that accounts for over \$4T of US Household spend.

To learn more about America's leading bill pay network, visit doxo.com.