

United States of Bill Pay

Washington State Household Bill Report 2021



A comparative report about household bill spending in Washington state, including rankings that compare costs of living in 20 different cities and towns.

www.doxo.com/insights

About doxoINSIGHTS

doxoINSIGHTS leverages doxo's unique, aggregate, anonymized bill pay data comprised of actual bill payment activity to confirmed household service providers across the country.

6M+

Statistically significant, with over 6 million paying consumers.

30,000+

Geographically diverse, capturing payment activity in all 30,000+ U.S. zip codes

100,000

Covering 45 different biller service categories, with more than 100,000 unique billers

All income brackets

Economically representative, with participation from all income brackets.

All payment funding sources

Capturing all payment funding sources, including bank accounts, credit cards, and debit cards.

doxoINSIGHTS provides a comprehensive look into the household bill pay industry, with a deep dive into category size and average spend at the national, state, and regional level. doxoINSIGHTS aims to bring transparency to the U.S. bill pay market by bringing together the broadest available data set for analyzing actual household payment activity, and providing the foundation for bottoms-up market sizing for the 10 most common household bills. For more information about doxoINSIGHTS visit www.doxo.com/insights.

Washington State Market Snapshot

Average Monthly Bill Cost per Household

\$2,437



www.doxo.com/insights

Washington state bill pay market size

\$69B



www.doxo.com/insights

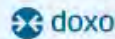
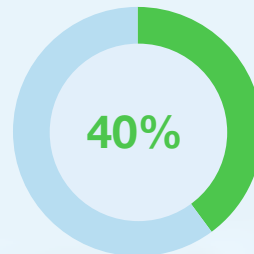
State Rank

17/50



www.doxo.com/insights

Percent of households Income Accounted for by Bills



www.doxo.com/insights

Most Expensive Non-Housing Bill Category

Auto Loan



www.doxo.com/insights

Percentage of Bills Paid by Credit Card

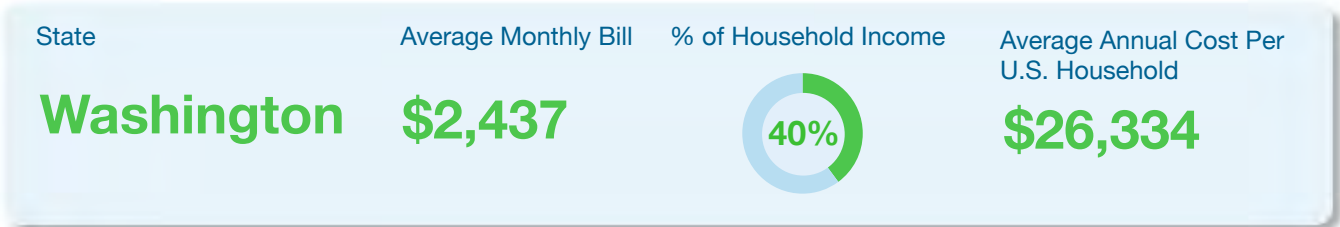
15%













www.doxo.com/insights


* Average Monthly Bill x % of Households with Bill x 12 months per year = Average Annual Cost per U.S. Household

The average U.S. household spends **\$2,437** a month in Washington.



Washington bills amount to **\$26,334** of the spent annually on the **ten most common** household bills.*

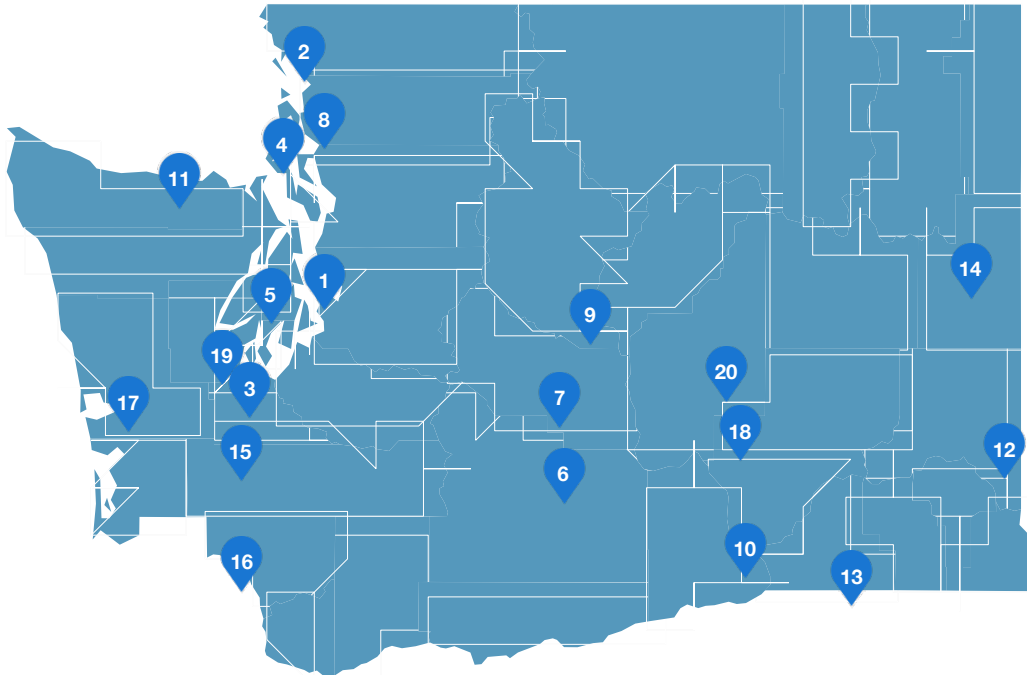
Bill Category	Average Monthly Bill	% of Households with Bill	Average Annual Cost
Mortgage 	\$1,593	43%	\$8,219
Rent 	\$1,295	37%	\$5,752
Auto Loan 	\$435	62%	\$3,236
Utilities 	\$353	83%	\$3,514
Auto Insurance 	\$206	83%	\$2,048
Cable & Internet 	\$112	67%	\$897
Health Insurance 	\$108	86%	\$1,119
Mobile Phone 	\$98	90%	\$1,057
Alarm & Security 	\$106	15%	\$301
Life Insurance 	\$90	28%	\$191

 www.doxo.com/insights

*The ten most common household bills do not take into account such things as credit card payments, taxes and non-recurring fees like health care lab expenses and toll roads.

Washington State Map Rankings

Residents of the Seattle metro area spend \$2,553 each month on the ten most common household bills, which is 35.2% higher than the national average of \$1,889. At the other end of the spectrum, households in the Moses Lake area average monthly bill payments of \$1,578 across the top ten categories, which is 16.5% below the national average. Rankings for 20 of the Census Bureau's Core Based Statistical Areas in Washington state are as follows:






1	Seattle	\$2,553	<div style="width: 100%; height: 10px; background-color: #0070C0;"></div>	11	Port Angeles	\$1,842	<div style="width: 100%; height: 10px; background-color: #0070C0;"></div>
2	Bellingham	\$2,152	<div style="width: 100%; height: 10px; background-color: #0070C0;"></div>	12	Pullman	\$1,786	<div style="width: 100%; height: 10px; background-color: #0070C0;"></div>
3	Olympia	\$2,140	<div style="width: 100%; height: 10px; background-color: #0070C0;"></div>	13	Walla Walla	\$1,764	<div style="width: 100%; height: 10px; background-color: #0070C0;"></div>
4	Oak Harbor	\$2,066	<div style="width: 100%; height: 10px; background-color: #0070C0;"></div>	14	Spokane	\$1,757	<div style="width: 100%; height: 10px; background-color: #0070C0;"></div>
5	Bremerton	\$2,047	<div style="width: 100%; height: 10px; background-color: #0070C0;"></div>	15	Centralia	\$1,685	<div style="width: 100%; height: 10px; background-color: #0070C0;"></div>
6	Yakima	\$2,017	<div style="width: 100%; height: 10px; background-color: #0070C0;"></div>	16	Longview	\$1,683	<div style="width: 100%; height: 10px; background-color: #0070C0;"></div>
7	Ellensburg	\$1,953	<div style="width: 100%; height: 10px; background-color: #0070C0;"></div>	17	Aberdeen	\$1,643	<div style="width: 100%; height: 10px; background-color: #0070C0;"></div>
8	Mount Vernon	\$1,922	<div style="width: 100%; height: 10px; background-color: #0070C0;"></div>	18	Othello	\$1,623	<div style="width: 100%; height: 10px; background-color: #0070C0;"></div>
9	Wenatchee	\$1,860	<div style="width: 100%; height: 10px; background-color: #0070C0;"></div>	19	Shelton	\$1,616	<div style="width: 100%; height: 10px; background-color: #0070C0;"></div>
10	Kennewick	\$1,854	<div style="width: 100%; height: 10px; background-color: #0070C0;"></div>	20	Moses Lake	\$1,578	<div style="width: 100%; height: 10px; background-color: #0070C0;"></div>

The Most and Least Expensive Cities for Washington

Top 5 Most Expensive

City	Total Spend Per Month	% HH Income	% +/- than National Average
 Seattle	\$2,553	35.9%	▲ 35.2%
 Bellingham	\$2,152	43.9%	▲ 13.9%
 Olympia	\$2,140	36.8%	▲ 13.3%
 Oak Harbor	\$2,066	37.8%	▲ 9.4%
 Bremerton	\$2,047	33.2%	▲ 8.4%

Top 5 Least Expensive

City	Total Spend Per Month	% HH Income	% +/- than National Average
 Longview	\$1,683	38.6%	▼ 10.9%
 Aberdeen	\$1,643	41.1%	▼ 13.0%
 Othello	\$1,623	37.7%	▼ 14.1%
 Shelton	\$1,616	34.7%	▼ 14.4%
 Moses Lake	\$1,578	34.5%	▼ 16.5%

Seattle



[View doxoINSIGHTS for Seattle](#)

Washington Avg. Monthly Bill

1	Seattle	\$2,553
2	Bellingham	\$2,152
3	Olympia	\$2,140
4	Oak Harbor	\$2,066
5	Bremerton	\$2,047
6	Yakima	\$2,017
7	Ellensburg	\$1,953
8	Mount Vernon	\$1,922
9	Wenatchee	\$1,860
10	Kennewick	\$1,854
11	Port Angeles	\$1,842
12	Pullman	\$1,786
13	Walla Walla	\$1,764
14	Spokane	\$1,757
15	Centralia	\$1,685
16	Longview	\$1,683
17	Aberdeen	\$1,643
18	Othello	\$1,623
19	Shelton	\$1,616
20	Moses Lake	\$1,578


Average Monthly Bills

National Rank **22** out of 914

Avg. bill costs: **\$2,553 per month**

35.2% Above National Average

35.9% of Household Income



Bill Category	Average Monthly Bill	% of Households with Bill
Mortgage	\$2,009	44%
Rent	\$1,512	40%
Auto Loan	\$438	65%
Utilities	\$341	91%
Auto Insurance	\$225	82%
Cable & Internet	\$113	65%
Health Insurance	\$101	85%
Mobile	\$94	92%
Life Insurance	\$99	26%
Alarm & Security	\$103	18%

www.doxo.com/insights

Bellingham



View doxoINSIGHTS for Bellingham

Washington Avg. Monthly Bill

1	Seattle	\$2,553
2	Bellingham	\$2,152
3	Olympia	\$2,140
4	Oak Harbor	\$2,066
5	Bremerton	\$2,047
6	Yakima	\$2,017
7	Ellensburg	\$1,953
8	Mount Vernon	\$1,922
9	Wenatchee	\$1,860
10	Kennewick	\$1,854
11	Port Angeles	\$1,842
12	Pullman	\$1,786
13	Walla Walla	\$1,764
14	Spokane	\$1,757
15	Centralia	\$1,685
16	Longview	\$1,683
17	Aberdeen	\$1,643
18	Othello	\$1,623
19	Shelton	\$1,616
20	Moses Lake	\$1,578


Average Monthly Bills

National Rank **69** out of **914**

Avg. bill costs: **\$2,152 per month**

13.9% Above National Average

43.9% of Household Income



Bill Category	Average Monthly Bill	% of Households with Bill
---------------	----------------------	---------------------------

Mortgage	\$1,501	41%
Rent	\$1,061	38%
Auto Loan	\$537	76%
Utilities	\$243	88%
Auto Insurance	\$189	76%
Cable & Internet	\$114	92%
Health Insurance	\$180	69%
Mobile	\$98	90%
Life Insurance	\$126	28%
Alarm & Security	\$106	15%

www.doxo.com/insights

Olympia



View doxoINSIGHTS for Olympia

Washington Avg. Monthly Bill

1	Seattle	\$2,553
2	Bellingham	\$2,152
3	Olympia	\$2,140
4	Oak Harbor	\$2,066
5	Bremerton	\$2,047
6	Yakima	\$2,017
7	Ellensburg	\$1,953
8	Mount Vernon	\$1,922
9	Wenatchee	\$1,860
10	Kennewick	\$1,854
11	Port Angeles	\$1,842
12	Pullman	\$1,786
13	Walla Walla	\$1,764
14	Spokane	\$1,757
15	Centralia	\$1,685
16	Longview	\$1,683
17	Aberdeen	\$1,643
18	Othello	\$1,623
19	Shelton	\$1,616
20	Moses Lake	\$1,578

Average Monthly Bills

National Rank **71** out of **914**

Avg. bill costs: **\$2,140 per month**

13.3% Above National Average

36.8% of Household Income



Bill Category	Average Monthly Bill	% of Households with Bill
Mortgage	\$1,529	44%
Rent	\$1,229	35%
Auto Loan	\$490	57%
Utilities	\$285	87%
Auto Insurance	\$136	87%
Cable & Internet	\$133	66%
Health Insurance	\$244	89%
Mobile	\$57	86%
Life Insurance	\$63	26%
Alarm & Security	\$106	17%

www.doxo.com/insights

Oak Harbor



View doxoINSIGHTS for Oak Harbor


Average Monthly Bills

National Rank **89** out of **914**

Avg. bill costs: **\$2,066 per month**

9.4% Above National Average

37.8% of Household Income



Washington Avg. Monthly Bill

1	Seattle	\$2,553
2	Bellingham	\$2,152
3	Olympia	\$2,140
4	Oak Harbor	\$2,066
5	Bremerton	\$2,047
6	Yakima	\$2,017
7	Ellensburg	\$1,953
8	Mount Vernon	\$1,922
9	Wenatchee	\$1,860
10	Kennewick	\$1,854
11	Port Angeles	\$1,842
12	Pullman	\$1,786
13	Walla Walla	\$1,764
14	Spokane	\$1,757
15	Centralia	\$1,685
16	Longview	\$1,683
17	Aberdeen	\$1,643
18	Othello	\$1,623
19	Shelton	\$1,616
20	Moses Lake	\$1,578

Bill Category	Average Monthly Bill	% of Households with Bill
---------------	----------------------	---------------------------

Mortgage	\$1,590	46%
Rent	\$1,213	29%
Auto Loan	\$412	64%
Utilities	\$252	87%
Auto Insurance	\$206	82%
Cable & Internet	\$146	66%
Health Insurance	\$108	85%
Mobile	\$98	100%
Life Insurance	\$129	26%
Alarm & Security	\$106	17%

www.doxo.com/insights

Bremerton



View doxoINSIGHTS for Bremerton

Washington Avg. Monthly Bill

1	Seattle	\$2,553
2	Bellingham	\$2,152
3	Olympia	\$2,140
4	Oak Harbor	\$2,066
5	Bremerton	\$2,047
6	Yakima	\$2,017
7	Ellensburg	\$1,953
8	Mount Vernon	\$1,922
9	Wenatchee	\$1,860
10	Kennewick	\$1,854
11	Port Angeles	\$1,842
12	Pullman	\$1,786
13	Walla Walla	\$1,764
14	Spokane	\$1,757
15	Centralia	\$1,685
16	Longview	\$1,683
17	Aberdeen	\$1,643
18	Othello	\$1,623
19	Shelton	\$1,616
20	Moses Lake	\$1,578


Average Monthly Bills

National Rank **95** out of **914**

Avg. bill costs: **\$2,047 per month**

8.4% Above National Average

33.2% of Household Income



Bill Category	Average Monthly Bill	% of Households with Bill
---------------	----------------------	---------------------------

Mortgage	\$1,551	48%
Rent	\$1,247	32%
Auto Loan	\$280	56%
Utilities	\$324	91%
Auto Insurance	\$221	81%
Cable & Internet	\$152	71%
Health Insurance	\$55	76%
Mobile	\$98	87%
Life Insurance	\$70	30%
Alarm & Security	\$106	17%

www.doxo.com/insights

Yakima



[View doxoINSIGHTS for Yakima](#)


Average Monthly Bills

National Rank **107** out of **914**

Avg. bill costs: **\$2,017 per month**

6.8% Above National Average

48.2% of Household Income



Washington Avg. Monthly Bill

1	Seattle	\$2,553
2	Bellingham	\$2,152
3	Olympia	\$2,140
4	Oak Harbor	\$2,066
5	Bremerton	\$2,047
6	Yakima	\$2,017
7	Ellensburg	\$1,953
8	Mount Vernon	\$1,922
9	Wenatchee	\$1,860
10	Kennewick	\$1,854
11	Port Angeles	\$1,842
12	Pullman	\$1,786
13	Walla Walla	\$1,764
14	Spokane	\$1,757
15	Centralia	\$1,685
16	Longview	\$1,683
17	Aberdeen	\$1,643
18	Othello	\$1,623
19	Shelton	\$1,616
20	Moses Lake	\$1,578

Bill Category	Average Monthly Bill	% of Households with Bill
---------------	----------------------	---------------------------

Mortgage	\$955	37%
Rent	\$825	37%
Auto Loan	\$506	96%
Utilities	\$424	89%
Auto Insurance	\$214	76%
Cable & Internet	\$106	89%
Health Insurance	\$136	71%
Mobile	\$110	91%
Life Insurance	\$84	28%
Alarm & Security	\$106	15%

www.doxo.com/insights

Ellensburg



[View doxoINSIGHTS for Ellensburg](#)

Washington Avg. Monthly Bill

1	Seattle	\$2,553
2	Bellingham	\$2,152
3	Olympia	\$2,140
4	Oak Harbor	\$2,066
5	Bremerton	\$2,047
6	Yakima	\$2,017
7	Ellensburg	\$1,953
8	Mount Vernon	\$1,922
9	Wenatchee	\$1,860
10	Kennewick	\$1,854
11	Port Angeles	\$1,842
12	Pullman	\$1,786
13	Walla Walla	\$1,764
14	Spokane	\$1,757
15	Centralia	\$1,685
16	Longview	\$1,683
17	Aberdeen	\$1,643
18	Othello	\$1,623
19	Shelton	\$1,616
20	Moses Lake	\$1,578


Average Monthly Bills

National Rank **134** out of **914**

Avg. bill costs: **\$1,953 per month**

3.4% Above National Average

42.6% of Household Income



Bill Category	Average Monthly Bill	% of Households with Bill
---------------	----------------------	---------------------------

Mortgage	\$1,327	36%
Rent	\$985	41%
Auto Loan	\$435	62%
Utilities	\$406	87%
Auto Insurance	\$206	83%
Cable & Internet	\$85	67%
Health Insurance	\$108	86%
Mobile	\$98	90%
Life Insurance	\$90	28%
Alarm & Security	\$106	15%

www.doxo.com/insights

Mount Vernon



View doxoINSIGHTS for Mount Vernon

Average Monthly Bills

National Rank **153** out of **914**

Avg. bill costs: **\$1,922 per month**

1.7% Above National Average

36.6% of Household Income



Washington Avg. Monthly Bill

1	Seattle	\$2,553
2	Bellingham	\$2,152
3	Olympia	\$2,140
4	Oak Harbor	\$2,066
5	Bremerton	\$2,047
6	Yakima	\$2,017
7	Ellensburg	\$1,953
8	Mount Vernon	\$1,922
9	Wenatchee	\$1,860
10	Kennewick	\$1,854
11	Port Angeles	\$1,842
12	Pullman	\$1,786
13	Walla Walla	\$1,764
14	Spokane	\$1,757
15	Centralia	\$1,685
16	Longview	\$1,683
17	Aberdeen	\$1,643
18	Othello	\$1,623
19	Shelton	\$1,616
20	Moses Lake	\$1,578

Bill Category	Average Monthly Bill	% of Households with Bill
---------------	----------------------	---------------------------

Mortgage	\$1,427	43%
Rent	\$1,105	31%
Auto Loan	\$435	64%
Utilities	\$316	92%
Auto Insurance	\$99	82%
Cable & Internet	\$95	66%
Health Insurance	\$158	85%
Mobile	\$98	91%
Life Insurance	\$36	26%
Alarm & Security	\$106	17%

www.doxo.com/insights

Wenatchee



[View doxoINSIGHTS for Wenatchee](#)

Washington Avg. Monthly Bill

1	Seattle	\$2,553
2	Bellingham	\$2,152
3	Olympia	\$2,140
4	Oak Harbor	\$2,066
5	Bremerton	\$2,047
6	Yakima	\$2,017
7	Ellensburg	\$1,953
8	Mount Vernon	\$1,922
9	Wenatchee	\$1,860
10	Kennewick	\$1,854
11	Port Angeles	\$1,842
12	Pullman	\$1,786
13	Walla Walla	\$1,764
14	Spokane	\$1,757
15	Centralia	\$1,685
16	Longview	\$1,683
17	Aberdeen	\$1,643
18	Othello	\$1,623
19	Shelton	\$1,616
20	Moses Lake	\$1,578


Average Monthly Bills

National Rank **189** out of **914**

Avg. bill costs: **\$1,860 per month**

1.5% Below National Average

38.4% of Household Income



Bill Category	Average Monthly Bill	% of Households with Bill
Mortgage	\$1,235	40%
Rent	\$892	34%
Auto Loan	\$544	50%
Utilities	\$322	88%
Auto Insurance	\$235	89%
Cable & Internet	\$91	66%
Health Insurance	\$108	100%
Mobile	\$98	86%
Life Insurance	\$90	28%
Alarm & Security	\$106	15%

www.doxo.com/insights

Kennewick



[View doxoINSIGHTS for Kennewick](#)

Washington Avg. Monthly Bill

1	Seattle	\$2,553
2	Bellingham	\$2,152
3	Olympia	\$2,140
4	Oak Harbor	\$2,066
5	Bremerton	\$2,047
6	Yakima	\$2,017
7	Ellensburg	\$1,953
8	Mount Vernon	\$1,922
9	Wenatchee	\$1,860
10	Kennewick	\$1,854
11	Port Angeles	\$1,842
12	Pullman	\$1,786
13	Walla Walla	\$1,764
14	Spokane	\$1,757
15	Centralia	\$1,685
16	Longview	\$1,683
17	Aberdeen	\$1,643
18	Othello	\$1,623
19	Shelton	\$1,616
20	Moses Lake	\$1,578

Average Monthly Bills

National Rank **195** out of **914**

Avg. bill costs: **\$1,854 per month**

1.9% Below National Average

33.5% of Household Income



Bill Category	Average Monthly Bill	% of Households with Bill
Mortgage	\$1,221	45%
Rent	\$959	31%
Auto Loan	\$405	55%
Utilities	\$348	79%
Auto Insurance	\$196	89%
Cable & Internet	\$135	80%
Health Insurance	\$108	100%
Mobile	\$93	83%
Life Insurance	\$89	32%
Alarm & Security	\$106	15%

Bill Category	Average Monthly Bill	% of Households with Bill
Mortgage	\$1,221	45%
Rent	\$959	31%
Auto Loan	\$405	55%
Utilities	\$348	79%
Auto Insurance	\$196	89%
Cable & Internet	\$135	80%
Health Insurance	\$108	100%
Mobile	\$93	83%
Life Insurance	\$89	32%
Alarm & Security	\$106	15%

www.doxo.com/insights

Port Angeles



View doxoINSIGHTS for Port Angeles


Average Monthly Bills

National Rank **203** out of **914**

Avg. bill costs: **\$1,842 per month**

2.5% Below National Average

44.5% of Household Income



Washington Avg. Monthly Bill

1	Seattle	\$2,553
2	Bellingham	\$2,152
3	Olympia	\$2,140
4	Oak Harbor	\$2,066
5	Bremerton	\$2,047
6	Yakima	\$2,017
7	Ellensburg	\$1,953
8	Mount Vernon	\$1,922
9	Wenatchee	\$1,860
10	Kennewick	\$1,854
11	Port Angeles	\$1,842
12	Pullman	\$1,786
13	Walla Walla	\$1,764
14	Spokane	\$1,757
15	Centralia	\$1,685
16	Longview	\$1,683
17	Aberdeen	\$1,643
18	Othello	\$1,623
19	Shelton	\$1,616
20	Moses Lake	\$1,578

Bill Category	Average Monthly Bill	% of Households with Bill
---------------	----------------------	---------------------------

Mortgage	\$1,210	37%
Rent	\$927	29%
Auto Loan	\$435	62%
Utilities	\$282	90%
Auto Insurance	\$337	83%
Cable & Internet	\$122	67%
Health Insurance	\$108	100%
Mobile	\$98	90%
Life Insurance	\$76	28%
Alarm & Security	\$106	15%

www.doxo.com/insights

Pullman



[View doxoINSIGHTS for Pullman](#)


Average Monthly Bills

National Rank **257** out of **914**

Avg. bill costs: **\$1,786 per month**

5.4% Below National Average

52% of Household Income



Washington Avg. Monthly Bill

1	Seattle	\$2,553
2	Bellingham	\$2,152
3	Olympia	\$2,140
4	Oak Harbor	\$2,066
5	Bremerton	\$2,047
6	Yakima	\$2,017
7	Ellensburg	\$1,953
8	Mount Vernon	\$1,922
9	Wenatchee	\$1,860
10	Kennewick	\$1,854
11	Port Angeles	\$1,842
12	Pullman	\$1,786
13	Walla Walla	\$1,764
14	Spokane	\$1,757
15	Centralia	\$1,685
16	Longview	\$1,683
17	Aberdeen	\$1,643
18	Othello	\$1,623
19	Shelton	\$1,616
20	Moses Lake	\$1,578

Bill Category	Average Monthly Bill	% of Households with Bill
---------------	----------------------	---------------------------

Mortgage	\$1,192	25%
Rent	\$809	56%
Auto Loan	\$435	62%
Utilities	\$328	89%
Auto Insurance	\$206	83%
Cable & Internet	\$112	67%
Health Insurance	\$108	86%
Mobile	\$98	90%
Life Insurance	\$90	28%
Alarm & Security	\$106	15%

www.doxo.com/insights

Walla Walla



View doxoINSIGHTS for Walla Walla

Washington Avg. Monthly Bill

1	Seattle	\$2,553
2	Bellingham	\$2,152
3	Olympia	\$2,140
4	Oak Harbor	\$2,066
5	Bremerton	\$2,047
6	Yakima	\$2,017
7	Ellensburg	\$1,953
8	Mount Vernon	\$1,922
9	Wenatchee	\$1,860
10	Kennewick	\$1,854
11	Port Angeles	\$1,842
12	Pullman	\$1,786
13	Walla Walla	\$1,764
14	Spokane	\$1,757
15	Centralia	\$1,685
16	Longview	\$1,683
17	Aberdeen	\$1,643
18	Othello	\$1,623
19	Shelton	\$1,616
20	Moses Lake	\$1,578


Average Monthly Bills

National Rank **280** out of **914**

Avg. bill costs: **\$1,764 per month**

6.6% Below National Average

37.8% of Household Income



Bill Category	Average Monthly Bill	% of Households with Bill
---------------	----------------------	---------------------------

Mortgage	\$1,107	37%
Rent	\$927	35%
Auto Loan	\$435	51%
Utilities	\$411	83%
Auto Insurance	\$155	91%
Cable & Internet	\$122	76%
Health Insurance	\$108	100%
Mobile	\$98	86%
Life Insurance	\$90	32%
Alarm & Security	\$106	15%

www.doxo.com/insights

Spokane



[View doxoINSIGHTS for Spokane](#)


Average Monthly Bills

National Rank **289** out of **914**

Avg. bill costs: **\$1,757 per month**

7.0% Below National Average

38.1% of Household Income



Washington Avg. Monthly Bill

1	Seattle	\$2,553
2	Bellingham	\$2,152
3	Olympia	\$2,140
4	Oak Harbor	\$2,066
5	Bremerton	\$2,047
6	Yakima	\$2,017
7	Ellensburg	\$1,953
8	Mount Vernon	\$1,922
9	Wenatchee	\$1,860
10	Kennewick	\$1,854
11	Port Angeles	\$1,842
12	Pullman	\$1,786
13	Walla Walla	\$1,764
14	Spokane	\$1,757
15	Centralia	\$1,685
16	Longview	\$1,683
17	Aberdeen	\$1,643
18	Othello	\$1,623
19	Shelton	\$1,616
20	Moses Lake	\$1,578

Bill Category	Average Monthly Bill	% of Households with Bill
---------------	----------------------	---------------------------

Mortgage	\$1,205	42%
Rent	\$897	36%
Auto Loan	\$382	58%
Utilities	\$310	80%
Auto Insurance	\$216	82%
Cable & Internet	\$108	63%
Health Insurance	\$83	83%
Mobile	\$125	88%
Life Insurance	\$73	23%
Alarm & Security	\$106	15%

www.doxo.com/insights

Centralia



View doxoINSIGHTS for Centralia

Washington Avg. Monthly Bill

1	Seattle	\$2,553
2	Bellingham	\$2,152
3	Olympia	\$2,140
4	Oak Harbor	\$2,066
5	Bremerton	\$2,047
6	Yakima	\$2,017
7	Ellensburg	\$1,953
8	Mount Vernon	\$1,922
9	Wenatchee	\$1,860
10	Kennewick	\$1,854
11	Port Angeles	\$1,842
12	Pullman	\$1,786
13	Walla Walla	\$1,764
14	Spokane	\$1,757
15	Centralia	\$1,685
16	Longview	\$1,683
17	Aberdeen	\$1,643
18	Othello	\$1,623
19	Shelton	\$1,616
20	Moses Lake	\$1,578


Average Monthly Bills

National Rank **374** out of **914**

Avg. bill costs: **\$1,685 per month**

10.8% Below National Average

39.6% of Household Income



Bill Category	Average Monthly Bill	% of Households with Bill
---------------	----------------------	---------------------------

Mortgage	\$1,175	42%
Rent	\$868	29%
Auto Loan	\$346	64%
Utilities	\$230	91%
Auto Insurance	\$241	82%
Cable & Internet	\$115	66%
Health Insurance	\$108	100%
Mobile	\$98	91%
Life Insurance	\$90	26%
Alarm & Security	\$106	17%

www.doxo.com/insights

Longview



[View doxoINSIGHTS for Longview](#)

Washington Avg. Monthly Bill

1	Seattle	\$2,553
2	Bellingham	\$2,152
3	Olympia	\$2,140
4	Oak Harbor	\$2,066
5	Bremerton	\$2,047
6	Yakima	\$2,017
7	Ellensburg	\$1,953
8	Mount Vernon	\$1,922
9	Wenatchee	\$1,860
10	Kennewick	\$1,854
11	Port Angeles	\$1,842
12	Pullman	\$1,786
13	Walla Walla	\$1,764
14	Spokane	\$1,757
15	Centralia	\$1,685
16	Longview	\$1,683
17	Aberdeen	\$1,643
18	Othello	\$1,623
19	Shelton	\$1,616
20	Moses Lake	\$1,578


Average Monthly Bills

National Rank **377** out of **914**

Avg. bill costs: **\$1,683 per month**

10.9% Below National Average

38.6% of Household Income



Bill Category	Average Monthly Bill	% of Households with Bill
---------------	----------------------	---------------------------

Mortgage	\$1,212	43%
Rent	\$844	34%
Auto Loan	\$378	56%
Utilities	\$292	86%
Auto Insurance	\$150	86%
Cable & Internet	\$109	72%
Health Insurance	\$108	85%
Mobile	\$72	94%
Life Insurance	\$90	30%
Alarm & Security	\$106	15%

www.doxo.com/insights

Aberdeen



[View doxoINSIGHTS for Aberdeen](#)


Average Monthly Bills

National Rank **427** out of **914**

Avg. bill costs: **\$1,643 per month**

13.0% Below National Average

41.0% of Household Income



Washington Avg. Monthly Bill

1	Seattle	\$2,553
2	Bellingham	\$2,152
3	Olympia	\$2,140
4	Oak Harbor	\$2,066
5	Bremerton	\$2,047
6	Yakima	\$2,017
7	Ellensburg	\$1,953
8	Mount Vernon	\$1,922
9	Wenatchee	\$1,860
10	Kennewick	\$1,854
11	Port Angeles	\$1,842
12	Pullman	\$1,786
13	Walla Walla	\$1,764
14	Spokane	\$1,757
15	Centralia	\$1,685
16	Longview	\$1,683
17	Aberdeen	\$1,643
18	Othello	\$1,623
19	Shelton	\$1,616
20	Moses Lake	\$1,578

Bill Category	Average Monthly Bill	% of Households with Bill
---------------	----------------------	---------------------------

Mortgage	\$1,119	38%
Rent	\$760	32%
Auto Loan	\$472	62%
Utilities	\$258	91%
Auto Insurance	\$206	83%
Cable & Internet	\$88	67%
Health Insurance	\$94	86%
Mobile	\$98	90%
Life Insurance	\$96	28%
Alarm & Security	\$106	15%

www.doxo.com/insights

Othello



[View doxoINSIGHTS for Othello](#)


Average Monthly Bills

National Rank **446** out of **914**

Avg. bill costs: **\$1,623 per month**

14.1% Below National Average

37.7% of Household Income



Washington Avg. Monthly Bill

1	Seattle	\$2,553
2	Bellingham	\$2,152
3	Olympia	\$2,140
4	Oak Harbor	\$2,066
5	Bremerton	\$2,047
6	Yakima	\$2,017
7	Ellensburg	\$1,953
8	Mount Vernon	\$1,922
9	Wenatchee	\$1,860
10	Kennewick	\$1,854
11	Port Angeles	\$1,842
12	Pullman	\$1,786
13	Walla Walla	\$1,764
14	Spokane	\$1,757
15	Centralia	\$1,685
16	Longview	\$1,683
17	Aberdeen	\$1,643
18	Othello	\$1,623
19	Shelton	\$1,616
20	Moses Lake	\$1,578

Bill Category	Average Monthly Bill	% of Households with Bill
---------------	----------------------	---------------------------

Mortgage	\$1,004	31%
Rent	\$810	37%
Auto Loan	\$435	62%
Utilities	\$339	89%
Auto Insurance	\$206	83%
Cable & Internet	\$64	67%
Health Insurance	\$108	86%
Mobile	\$98	90%
Life Insurance	\$90	28%
Alarm & Security	\$106	15%

www.doxo.com/insights

Shelton



[View doxoINSIGHTS for Shelton](#)

Washington Avg. Monthly Bill

1	Seattle	\$2,553
2	Bellingham	\$2,152
3	Olympia	\$2,140
4	Oak Harbor	\$2,066
5	Bremerton	\$2,047
6	Yakima	\$2,017
7	Ellensburg	\$1,953
8	Mount Vernon	\$1,922
9	Wenatchee	\$1,860
10	Kennewick	\$1,854
11	Port Angeles	\$1,842
12	Pullman	\$1,786
13	Walla Walla	\$1,764
14	Spokane	\$1,757
15	Centralia	\$1,685
16	Longview	\$1,683
17	Aberdeen	\$1,643
18	Othello	\$1,623
19	Shelton	\$1,616
20	Moses Lake	\$1,578


Average Monthly Bills

National Rank **459** out of **914**

Avg. bill costs: **\$1,616 per month**

14.4% Below National Average

34.7% of Household Income



Bill Category	Average Monthly Bill	% of Households with Bill
---------------	----------------------	---------------------------

Mortgage	\$1,197	49%
Rent	\$981	23%
Auto Loan	\$248	64%
Utilities	\$299	89%
Auto Insurance	\$119	82%
Cable & Internet	\$116	66%
Health Insurance	\$108	85%
Mobile	\$98	91%
Life Insurance	\$47	26%
Alarm & Security	\$106	17%

www.doxo.com/insights

Moses Lake



View doxoINSIGHTS for Moses Lake

Washington Avg. Monthly Bill

1	Seattle	\$2,553
2	Bellingham	\$2,152
3	Olympia	\$2,140
4	Oak Harbor	\$2,066
5	Bremerton	\$2,047
6	Yakima	\$2,017
7	Ellensburg	\$1,953
8	Mount Vernon	\$1,922
9	Wenatchee	\$1,860
10	Kennewick	\$1,854
11	Port Angeles	\$1,842
12	Pullman	\$1,786
13	Walla Walla	\$1,764
14	Spokane	\$1,757
15	Centralia	\$1,685
16	Longview	\$1,683
17	Aberdeen	\$1,643
18	Othello	\$1,623
19	Shelton	\$1,616
20	Moses Lake	\$1,578


Average Monthly Bills

National Rank **512** out of **914**

Avg. bill costs: **\$1,578 per month**

16.5% Below National Average

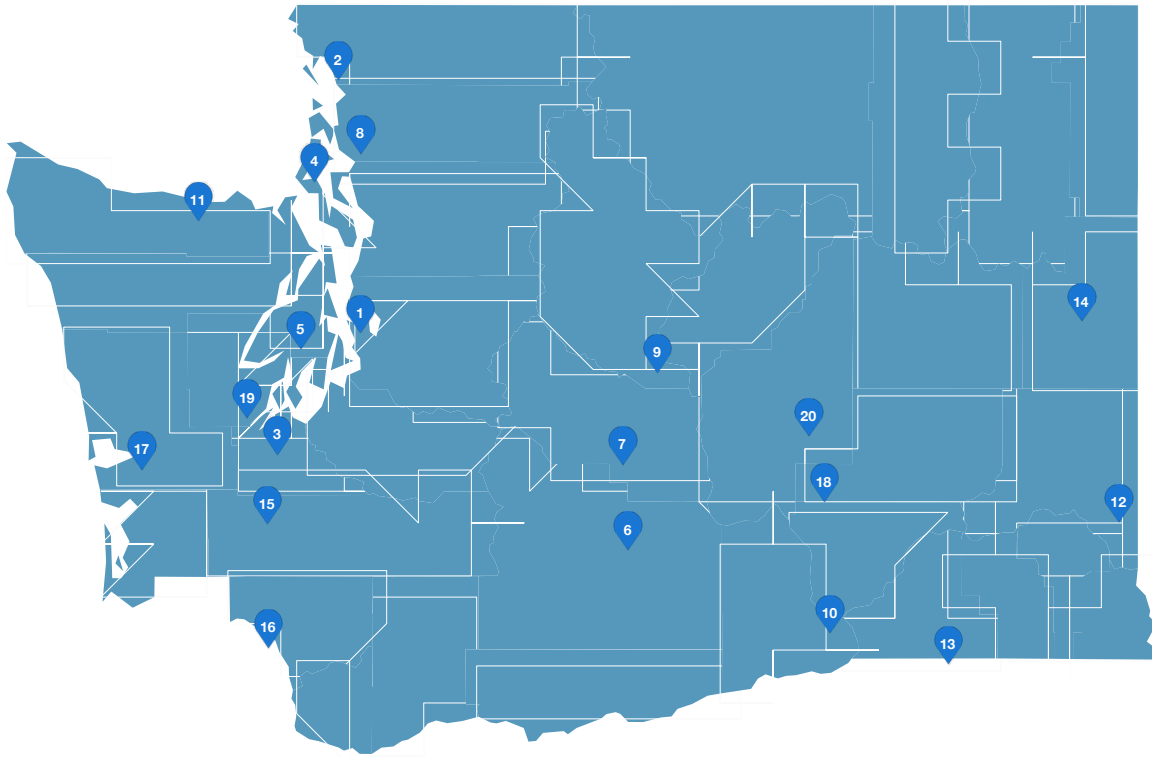
34.5% of Household Income



Bill Category	Average Monthly Bill	% of Households with Bill
---------------	----------------------	---------------------------

Mortgage	\$980	39%
Rent	\$786	37%
Auto Loan	\$275	62%
Utilities	\$352	86%
Auto Insurance	\$211	83%
Cable & Internet	\$78	67%
Health Insurance	\$88	86%
Mobile	\$98	90%
Life Insurance	\$90	28%
Alarm & Security	\$106	15%

www.doxo.com/insights



- City
- Null
- ◆ Aberdeen
- Airway Heights
- Algona
- Anacortes
- Arlington
- Asotin
- Auburn
- Bainbridge Island
- Battle Ground
- Bellevue
- ◆ Bellingham
- Benton City
- Bingen
- Black Diamond
- Blaine
- Bonney Lake
- Bothell
- ◆ Bremerton
- Brewster
- Bridgeport
- Brier
- Buckley
- Burien
- Burlington
- Camas
- Carnation
- Cashmere
- Castle Rock
- ◆ Centralia
- Chehalis
- Chelan
- Cheney
- Chewelah
- Clarkston
- Cle Elum
- Clyde Hill
- Colfax
- College Place
- Colville
- Connell
- Cosmopolis
- Covington
- Davenport
- Dayton
- Deer Park
- Des Moines
- DuPont
- Duvall
- East Wenatchee
- Edgewood
- Edmonds
- Electric City
- ◆ Ellensburg
- Elma
- Entiat
- Enumclaw
- Ephrata
- Everett
- Everson
- Federal Way
- Ferndale
- Fife
- Fircrest
- Forks
- George
- Gig Harbor
- Gold Bar
- Goldendale
- Grand Coulee
- Grandview
- Granger
- Granite Falls
- Harrington
- Hoquiam
- Ilwaco
- Issaquah
- Kahlotus
- Kalama
- ..

© 2021 Mapbox © OpenStreetMap

Map based on Longitude (generated) and Longitude (generated) and Latitude (generated). Details are shown for State. For pane Longitude (generated): Details are shown for County and State. For pane Longitude (generated) (2): Shape shows details about City. The marks are labeled by Calculation1. Details are shown for City and State.

About doxo

doxo provides simple, secure all-in-one bill payment to any biller, with any payment method, on any device. A doxoPLUS subscription adds free bank payments and five essential financial protections that boost household financial health.

Through these services, doxo currently serves over six million paying users who can make payments to over 100,000 local and national businesses, making doxo the largest bill pay directory in the nation. Billers on the network get paid directly, fast and free – and consumers have complete bill pay independence over when and how they pay their bills.

doxo expanded its user base by more than 70 percent in the past year and is expanding its team to further accelerate growth and change the bill pay landscape to focus on the customer. doxo investors include MDV, Sigma Partners, and Bezos Expeditions. doxo is based in Seattle, WA.

For more information visit www.doxo.com.